

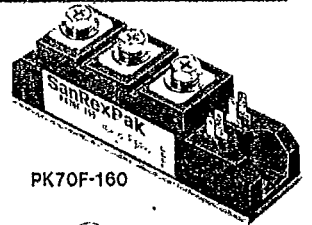
SanRex

THYRISTORS


T-25-01

SCR MODULE "G,H" "F" SERIES


TYPE	V _{DRM} /V _{RRM} V	I _{T(AV)}		I _{T(RMS)}		I _{TSM} A (60HZ)	I ² T A ² S	dv/dt V/μs	di/dt A/μs	I _{GT} mA (25°C)	V _{GT} V (25°C)	V _{TM} V (25°C)	I _{ORM} /I _{RRM} mA (125°C)	T _j °C	R _{thjc} °C/W	Fig No.	
		A	°C	A	°C												
PK (KK,PD,PE) 25	GB	400,800	25	122	39	122	500	1000	500	100	50	3	1.5	10	125	0.8	21
	HB	1200,1600	25	94	39	94	500	1000	500	100	50	2	1.6	4	125	0.8	21
	F	400~1600	25	96	39	96	580	1400	500	100	50	3	1.55	10	125	0.78	16
PK (KK,PD,PE) 40	F	400~1600	40	96	62	96	1300	7200	500	150	70	3	1.4	15	125	0.55	16
PK (KK,PD,PE) 55	GB	400,800	55	114	86	114	1100	5000	500	150	100	3	1.35	20	125	0.5	21
	HB	1200,1600	55	85	86	85	1100	5500	500	150	100	2	1.5	10	125	0.5	21
	F	400~1600	55	89	86	89	1750	12800	500	150	70	3	1.4	15	125	0.5	16
PK (KK,PD,PE) 70	F	400~1600	70	94	110	94	1950	16200	500	150	70	3	1.4	15	125	0.33	16
PK (KK,PD,PE) 90	GB	400,800	90	116	140	116	1800	15000	500	200	100	3	1.3	30	125	0.3	21
	HB	1200,1600	90	88	140	88	1800	15000	500	200	100	2	1.4	15	125	0.3	21
	F	400~1600	90	93	140	93	2300	22000	500	200	100	3	1.4	20	125	0.27	16
PK (KK,PD,PE) 110	F	400~1600	110	88	172	88	2550	26500	500	200	100	3	1.45	20	125	0.25	16
PK (PD) 130	F	400~1600	130	90	205	90	4400	8×10 ⁴	500	200	100	3	1.4	50	125	0.2	17
PK (PD) 160	F	400~1600	160	87	250	87	5500	1.25×10 ⁵	500	200	100	3	1.42	50	125	0.18	17



PK70F-160




PK25HB120



PK130F-160

3 PHASES SCR MODULE

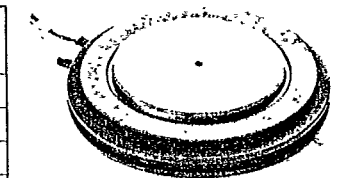
TYPE	V _{DRM} /V _{RRM} V	I _{T(AV)}		I _{T(RMS)}		I _{TSM} A (60HZ)	I ² T A ² S	dv/dt V/μs	di/dt A/μs	I _{GT} mA (25°C)	V _{GT} V (25°C)	I _H mA (25°C)	V _{TM} V (25°C)	I _{ORM} /I _{RRM} mA (125°C)	T _j °C	R _{thjc} °C/W	Fig No.
		A	°C	A	°C												
PWB60A	200~400	60	123	94	123	1800	13500	50	50	200	2	100	1.25	10	150	0.35	21
PWB80A	200~400	80	116	125	116	2500	26000	50	50	180	2	100	1.2	12	150	0.35	21
PWB100A	200~400	100	114	157	114	3500	51000	50	50	180	2	70	1.2	15	150	0.3	21
PFB15AA (PHB)	800~1600	15	77	33	77	350	512	500	100	70	3	50	1.75	10	125	1.9	33



PWB60A30

DISC TYPE SCR

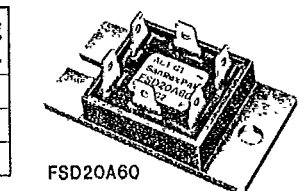
TYPE	V _{DRM} /V _{RRM} V	I _{T(AV)}		I _{T(RMS)}		I _{TSM} A (60HZ)	I ² T A ² S	dv/dt V/μs	di/dt A/μs	I _{GT} mA (25°C)	V _{GT} V (25°C)	I _H mA (25°C)	V _{TM} V (25°C)	I _{ORM} /I _{RRM} mA (125°C)	T _j °C	R _{thjc} °C/W	Fig No.
		A	°C	A	°C												
SCF1500B	200~600	1.5K	77	2350	77	30K	3750K	100	200	300	3	500	1.5	50	125	0.025	13
SCF1500H	800~1200	1.5K	59	2350	59	24K	2400K	100	200	350	3.5	—	1.75				13
SCF3000AA	200~600	3K	80	4.7K	80	48K	9.6×10 ⁶						100	200	350	3.5	—
SCF3000BA	800~1200	3K	72	4.7K	72			14									



SCF3000BA80W

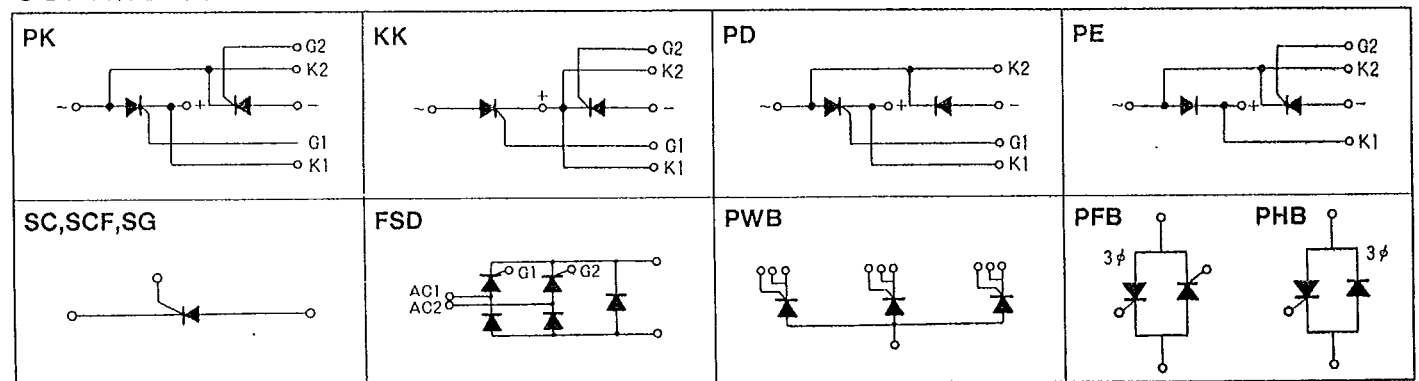
OTHER SCR

TYPE	V _{DRM} /V _{RRM} V	I _{T(AV)}		I _{OC}	I _{TSM} A (60HZ)	I ² T A ² S	dv/dt V/μs	di/dt A/μs	I _{GT} mA (25°C)	V _{GT} V (25°C)	I _H mA (25°C)	V _{TM} V (25°C)	I _{ORM} /I _{RRM} mA (125°C)	T _j °C	R _{thjc} °C/W	V _{ISO} V	Fig No.
		A	°C														
SG16AA	400,600	16	80	—	250	260	100	100	40	3	30	1.5	3	125	2	2500	15
SG25AA	400,600	25	70	—	500	1040	100	100	40	3	30	1.4	5	125	1.6	2500	15
FSD20A	300,600	—	20	65	200	165	50	100	40	1.2	30	1.5	5	125	1	2500	22



FSD20A60

CONNECTION



DIMENSIONS

IT IS FOR YOUR REFERENCE.
PLEASE SEE INDIVIDUAL CATALOG OR SPECIFICATIONS FOR FURTHER DETAILS.

