


BXB50 Series

Single output

- Industry standard footprint
- MTBF >1.4 million hours (Bellcore 332)
- Input voltage to ETS300-132-2
- Adjustable output voltage
- No minimum load required
- Separate case ground pin
- 2:1 input range for battery powered applications
- Undervoltage lockout (UVLO)
- UL, VDE and CSA safety approvals



2 YEAR WARRANTY

The BXB50 Series are high power density DC/DC converters packaged in the industry standard footprint (2.40 x 2.28 x 0.50 inches) to give designers optimum choices when specifying for both new and replacement designs. Suitable for a wide range of applications in nearly any industry, the BXB50 was particularly designed with communication and distributed power applications in mind. Using Bellcore 332, the MTBF is greater than 1,400,000 hours. Aluminum baseplate technology with four threaded M3 inserts makes heatsink attachment and optimum thermal management easy. The BXB50 series are approved to IEC950 by UL, CSA and VDE.

All specifications are typical at nominal input, full load at 25°C unless otherwise stated

SPECIFICATIONS

OUTPUT SPECIFICATIONS

Voltage adjustability		60% to 110%
Set point accuracy		±1.0%
Line regulation	Low line to high line	±0.05%
Load regulation	Full load to min. load	±0.10%
Minimum load		0%
Overshoot	At turn-on and turn-off	None
Undershoot		None
Ripple and noise (5Hz to 20MHz) (See Note 1)	3.3V and 5V 12V and 15V	75mV pk-pk, 20mV rms 100mV pk-pk, 30mV rms
Temperature coefficient		±0.01%/°C
Transient response (See Note 2)		±2.0% max. deviation 170µs recovery to within ±1.0%
Remote sense		0.5VDC transmission line drop compensation

INPUT SPECIFICATIONS

Input voltage range	24Vin nominal 48Vin nominal	18 to 36VDC 36 to 75VDC
Input current	No load Remote OFF	100mA max. 20mA max.
Input current (max.) (See Note 4)	48V models	3.5A max. @ Io max. and Vin = 0 to 75V
Input reflected ripple (See Note 6)		5mA pk-pk
Active low remote ON/OFF Logic compatibility ON OFF		(See Note 7) Open collector ref to -input 1.2VDC max. Open circuit

INPUT SPECIFICATIONS CONTINUED

Undervoltage lockout	24Vin: power up 24Vin: power down 48Vin: power up 48Vin: power down	17V 16V 34V 32.5V
Start-up time (See Note 8)	Power up Remote ON/OFF	20ms 20ms

EMC CHARACTERISTICS

Conducted emissions (See Note 3)	Bellcore 1089 FCC part 15 EN55022, CISPR22	Level A Level A Level A
-------------------------------------	--	-------------------------------

GENERAL SPECIFICATIONS

Efficiency		See table
Isolation voltage	Input/case Input/output Output/case	1500VDC 1500VDC 1500VDC
Switching frequency	Fixed	500kHz typ.
Approvals and standards (See Note 5)		VDE0805, EN60950, IEC950 UL1950, CSA C22.2 No. 950
Case material		Aluminum baseplate with plastic case
Material flammability		UL94V-0
Weight		110g (3.88oz)
MTBF	Bellcore 332 MIL-HDBK-217F @ 40°C, 100% load	1,400,000 hours 580,000 hours min.

ENVIRONMENTAL SPECIFICATIONS

Thermal performance	Operating case temp. Non-operating	-40°C to +100°C -55°C to +125°C
Altitude	Operating Non-operating	10,000 feet max. 40,000 feet max.
Vibration		5Hz to 500Hz 2.4G rms (approx.)

BXB50 Series

Single output

DC/DC CONVERTERS | 33-50W Wide Input DC/DC Converters

2

For the most current data and application support visit www.artesyn.com/powergroup/products.htm

OUTPUT POWER (MAX.)	INPUT VOLTAGE	OVP	OUTPUT VOLTAGE	OUTPUT CURRENT (MIN.)	OUTPUT CURRENT (MAX.)	EFFICIENCY (TYP.)	REGULATION		MODEL NUMBER (7)
							LINE	LOAD	
33W	18-36VDC	4.3VDC	3.3V	0A	10A	76%	±0.05%	±0.10%	BXB50-24S3V3FLT
50W	18-36VDC	14.5VDC	12V	0A	4.16A	83%	±0.05%	±0.10%	BXB50-24S12FLT
50W	18-36VDC	17.5VDC	15V	0A	3.33A	83%	±0.05%	±0.10%	BXB50-24S15FLT
33W	36-75VDC	4.3VDC	3.3V	0A	10A	77%	±0.05%	±0.10%	BXB50-48S3V3FLT
50W	36-75VDC	6.5VDC	5V	0A	10A	82%	±0.05%	±0.10%	BXB50-48S05FLT
50W	36-75VDC	14.5VDC	12V	0A	4.16A	84%	±0.05%	±0.10%	BXB50-48S12FLT

Notes

- 1 Measured with 10µF tantalum capacitor and 1µF ceramic capacitor across output.
- 2 di/dt = 0.1A/1µs, Vin = 48VDC, Tc = 25°C, load change = 0.5 Io max. to 0.75 Io max. and 0.75 Io max. to 0.5 Io max.
- 3 Units should be characterised within systems. External components required.
- 4 Input fusing is recommended based on surge current and maximum input current.
- 5 This product is only for inclusion by professional installers within other equipment and must not be operated as a stand alone product.
- 6 Simulated source impedance of 12µH. 12µH inductor in series with +Vin.
- 7 Active high remote on/off option is available (standard product is active low), designate with the suffix 'FHT' e.g. **BXB50-48S05FHT**. Consult factory for further details and options.
- 8 Start-up into resistive load.

PROTECTION

Short circuit protection	Continuous, automatic recovery
Oversoltage protection	Non-latching
Undervoltage protection	Non-latching
Thermal protection	110°C baseplate, automatic recovery

TELECOM SPECIFICATION

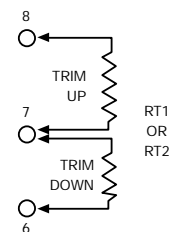
Central office interface A	ETS300-132-2
----------------------------	--------------

PIN CONNECTIONS

PIN NUMBER	FUNCTION
1	+ Vin
2	Remote ON/OFF
3	Case
4	- Vin
5	- Vout
6	- Sense
7	Trim
8	+ Sense
9	+ Vout

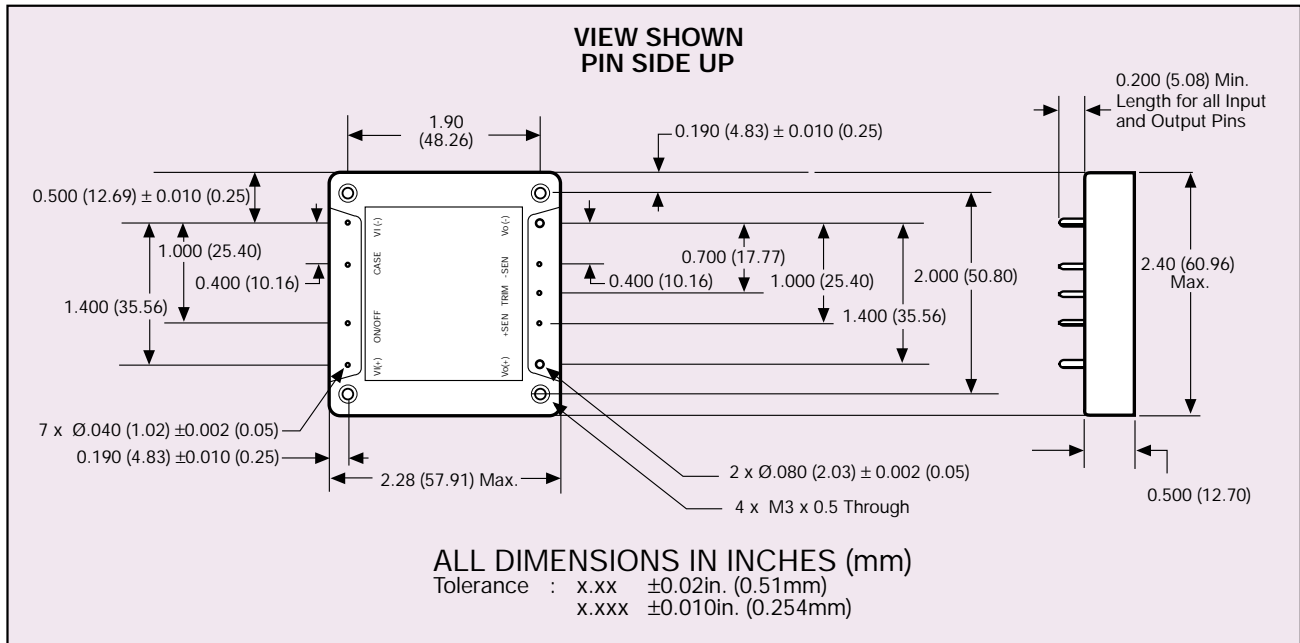
EXTERNAL OUTPUT TRIMMING

Output can be externally trimmed by using the method shown.




BXB50 Series


Single output



International Safety Standard Approvals

 VDE0805/EN60950/IEC950 File No. 10401-3336-1095

 UL1950 File No. E136005

 CSA C22.2 No. 950 File No. LR41062C

Data Sheet © Artesyn Technologies® 2002

The information and specifications contained in this data sheet are believed to be correct at time of publication. However, Artesyn Technologies accepts no responsibility for consequences arising from printing errors or inaccuracies. Specifications are subject to change without notice. No rights under any patent accompany the sale of any such product(s) or information contained herein.