

TURBO 2 ULTRAFAST HIGH VOLTAGE RECTIFIER

MAIN PRODUCT CHARACTERISTICS

$I_{F(AV)}$	8 A
V_{RRM}	600 V
I_R (max)	200 μ A
T_j (max)	175 °C
V_F (max)	1.05 V
t_{rr} (max)	105 ns

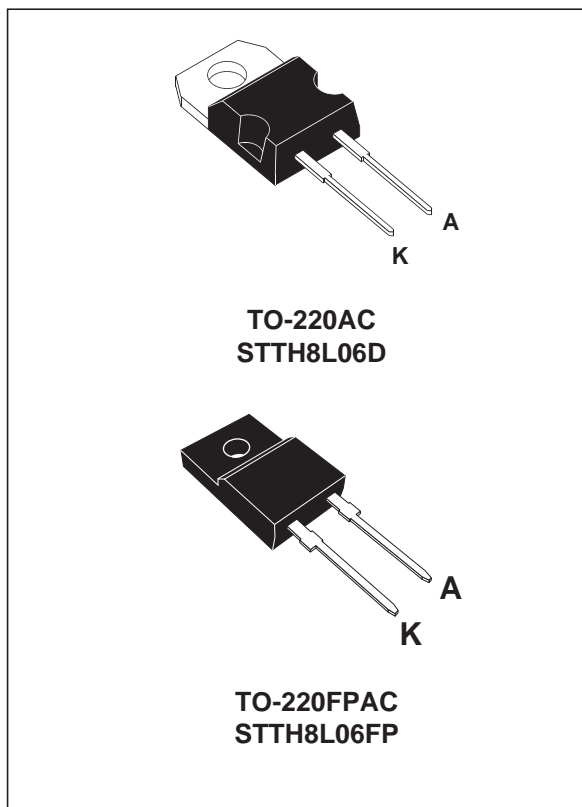
FEATURES AND BENEFITS

- Ultrafast switching
- Low reverse recovery current
- Reduces switching & conduction losses
- Low thermal resistance

DESCRIPTION

The STTH8L06FP, which is using ST Turbo2 600V technology, is specially suited as boost diode in discontinuous or critical mode power factor corrections.

The device, available in TO-220AC and TO-220FPAC, is also intended for use as a free wheeling diode in power supplies and other power switching applications.



ABSOLUTE RATINGS (limiting values)

Symbol	Parameter		Value	Unit	
V_{RRM}	Repetitive peak reverse voltage		600	V	
$I_{F(RMS)}$	RMS forward current		30	A	
$I_{F(AV)}$	Average forward current	TO-220AC	$T_c = 150^\circ\text{C}$ $\delta = 0.5$	8	A
		TO-220FPAC	$T_c = 100^\circ\text{C}$ $\delta = 0.5$		
I_{FSM}	Surge non repetitive forward current	$t_p = 10$ ms	Sinusoidal	120	A
T_{stg}	Storage temperature range		- 65 + 175	°C	
T_j	Maximum operating junction temperature		+ 175	°C	

STTH8L06D/FP

THERMAL PARAMETERS

Symbol	Parameter	Maximum	Unit	
$R_{th(j-c)}$	Junction to case	TO-220AC	2.5	°C/W
		TO-220FPAC	5	

STATIC ELECTRICAL CHARACTERISTICS

Symbol	Parameter	Tests conditions	Min.	Typ.	Max.	Unit
I_R	Reverse leakage current	$V_R = 600V$	$T_j = 25^\circ C$		8	μA
			$T_j = 150^\circ C$		16	
V_F	Forward voltage drop	$I_F = 8 A$	$T_j = 25^\circ C$		1.3	V
			$T_j = 150^\circ C$		0.85	

To evaluate the maximum conduction losses use the following equation :

$$P = 0.89 \times I_{F(AV)} + 0.022 I_{F(RMS)}^2$$

DYNAMIC ELECTRICAL CHARACTERISTICS

Symbol	Parameter	Tests conditions	Min.	Typ.	Max.	Unit
t_{rr}	Reverse recovery time	$I_F = 1 A$ $di_F/dt = 50 A/\mu s$ $V_R = 30V$	$T_j = 25^\circ C$	75	105	ns
t_{fr}	Forward recovery time	$I_F = 8 A$ $di_F/dt = 100 A/\mu s$ $V_{FR} = 1.1 \times V_{Fmax}$	$T_j = 25^\circ C$		150	ns
V_{FP}	Peak forward voltage	$I_F = 8 A$ $di_F/dt = 100 A/\mu s$	$T_j = 25^\circ C$		6	V

Fig. 1: Conduction losses versus average current.

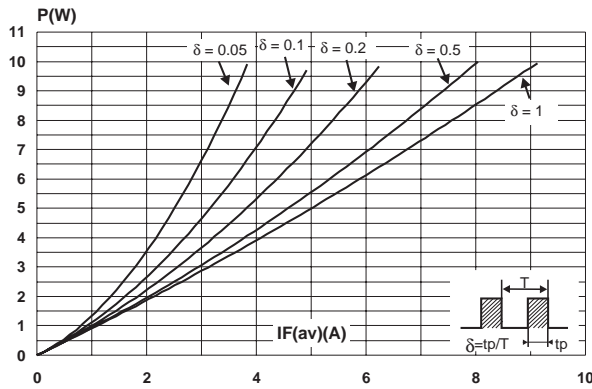


Fig. 2: Forward voltage drop versus forward current.

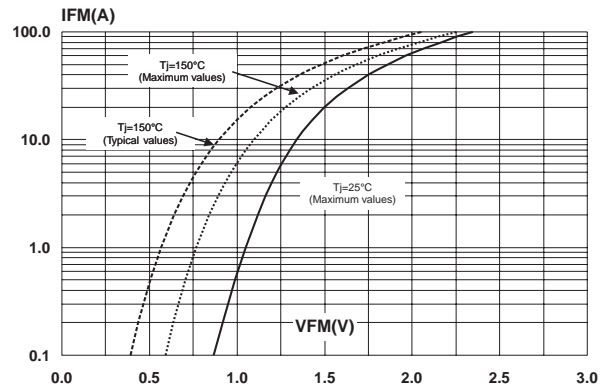


Fig. 3-1: Relative variation of thermal impedance junction to case versus pulse duration (TO-220AC)

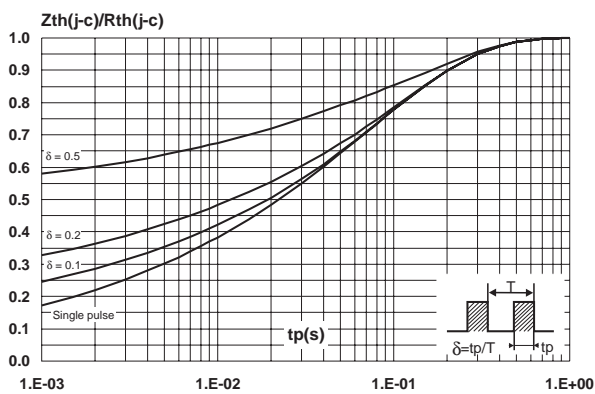


Fig. 3-2: Relative variation of thermal impedance junction to case versus pulse duration (TO-220FPAC)

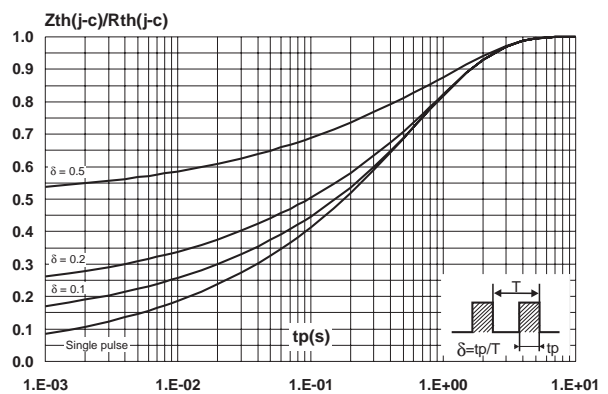


Fig. 4: Peak reverse recovery current versus dI_F/dt (90% confidence).

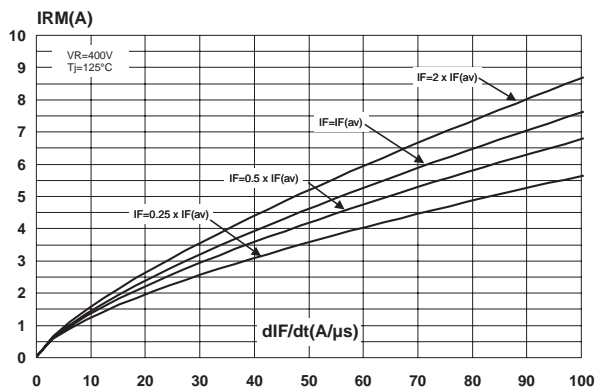


Fig. 5: Reverse recovery time versus dI_F/dt (90% confidence).

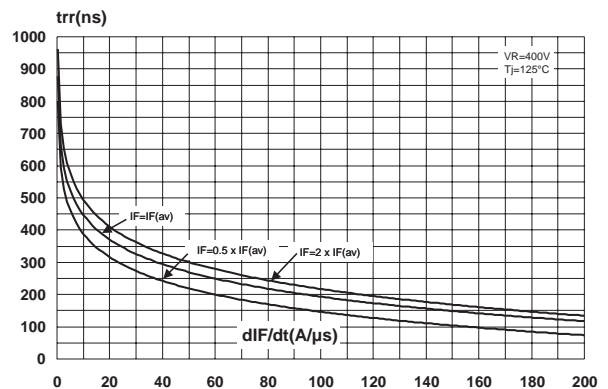


Fig. 6: Reverse recovery charges versus dI_F/dt (90% confidence).

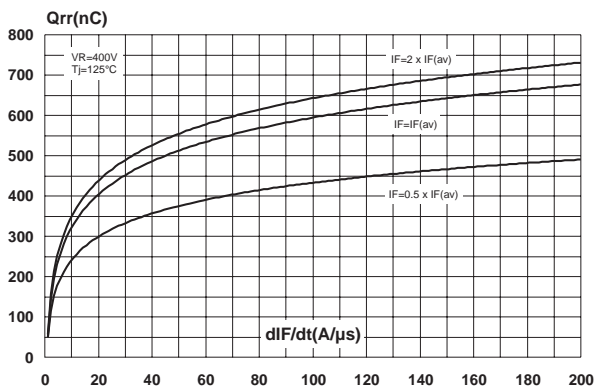


Fig. 7: Softness factor versus dI_F/dt (typical values).

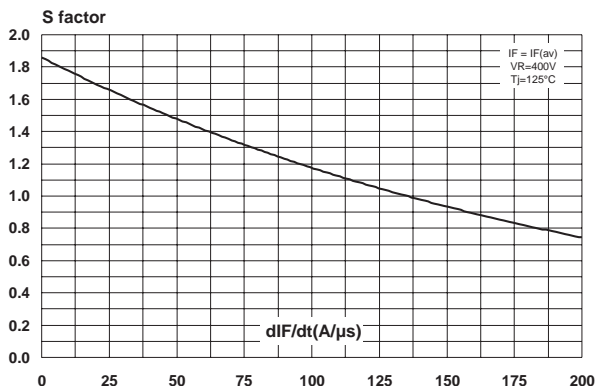


Fig. 8: Relative variations of dynamic parameters versus junction temperature.

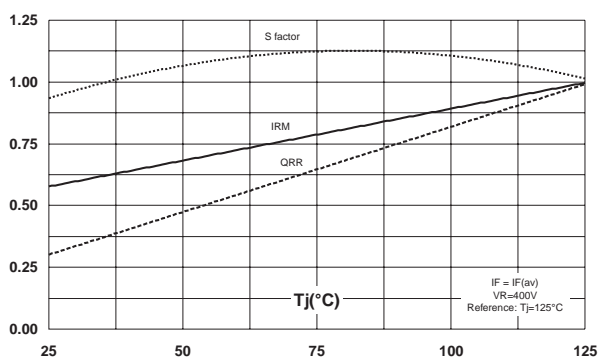


Fig. 9: Transient peak forward voltage versus dI_F/dt (90% confidence).

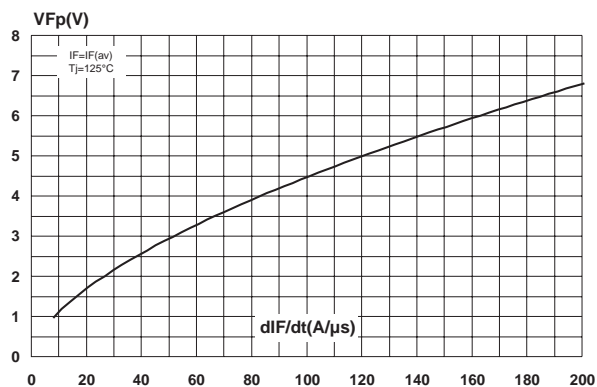


Fig. 10: Forward recovery time versus dI_F/dt (90% confidence).

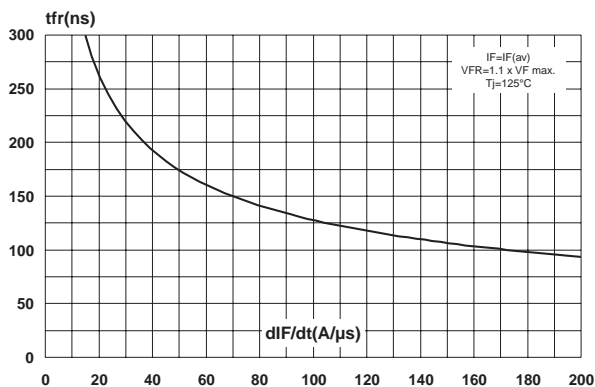
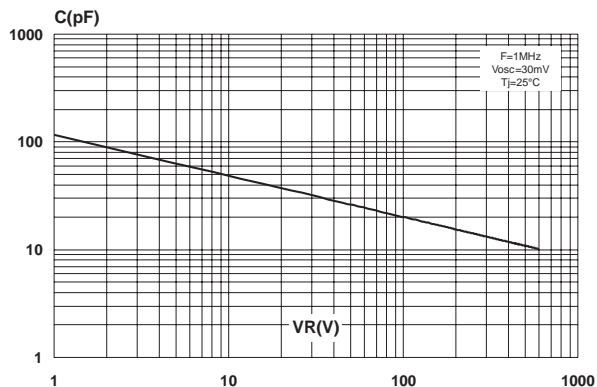
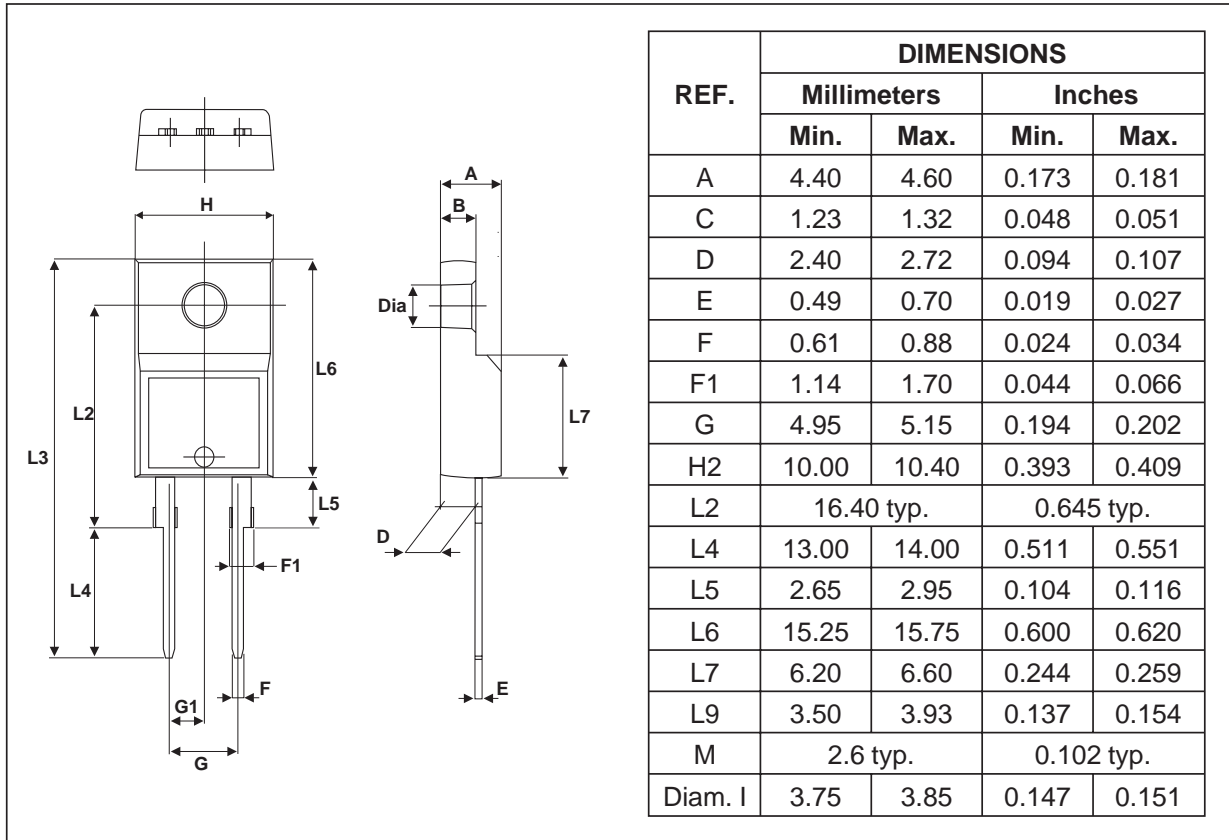


Fig. 11: Junction capacitance versus reverse voltage applied (typical values).

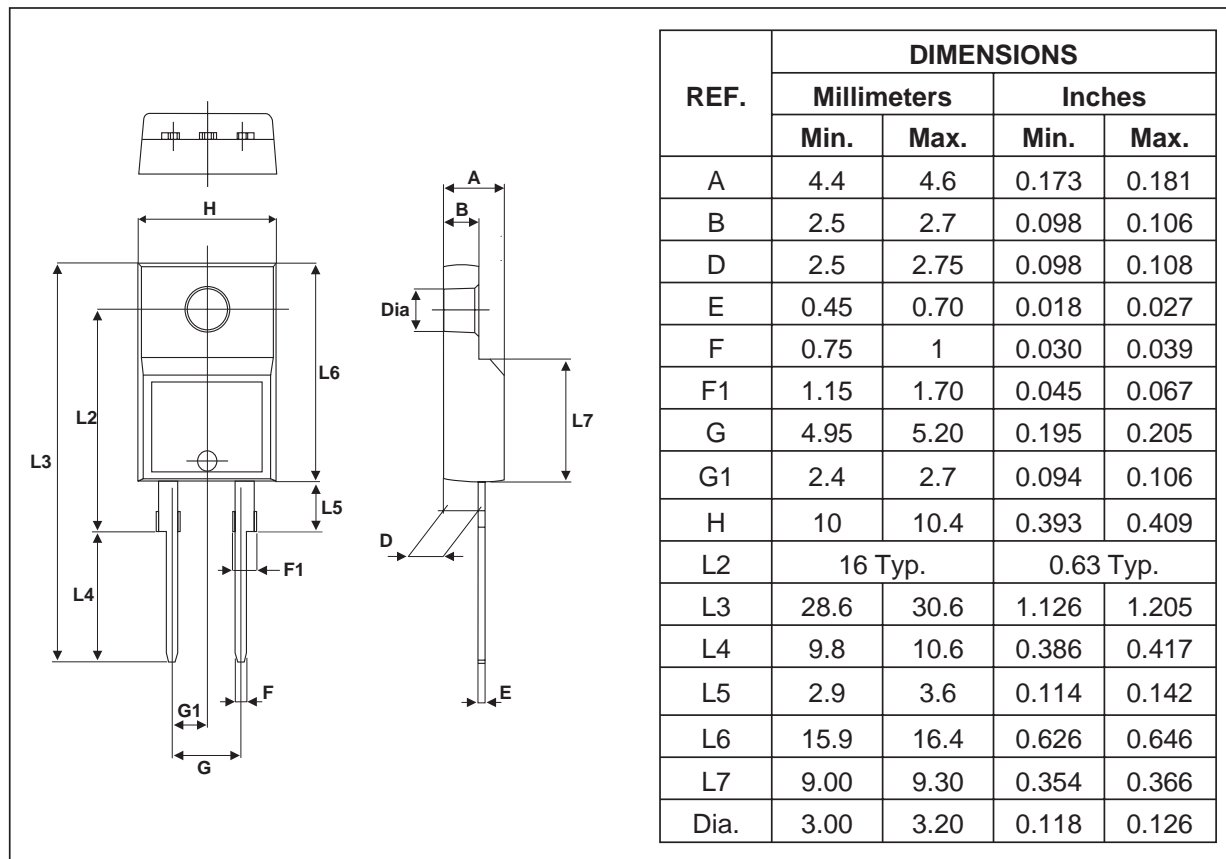


PACKAGE MECHANICAL DATA
TO-220AC



STTH8L06D/FP

PACKAGE MECHANICAL DATA TO-220FPAC



Ordering code	Marking	Package	Weight	Base qty	Delivery mode
STTH8L06D	STTH8L06D	TO-220AC	1.9 g	50	Tube
STTH8L06FP	STTH8L06FP	TO-220FPAC	1.7 g	50	Tube

- Epoxy meets UL 94,V0
- Recommended torque value (TO-220AC): 0.55 Nm
- Maximum torque value (TO-220AC / TO-220FPAC): 0.7 Nm

Information furnished is believed to be accurate and reliable. However, STMicroelectronics assumes no responsibility for the consequences of use of such information nor for any infringement of patents or other rights of third parties which may result from its use. No license is granted by implication or otherwise under any patent or patent rights of STMicroelectronics. Specifications mentioned in this publication are subject to change without notice. This publication supersedes and replaces all information previously supplied. STMicroelectronics products are not authorized for use as critical components in life support devices or systems without express written approval of STMicroelectronics.

The ST logo is a registered trademark of STMicroelectronics
 © 2002 STMicroelectronics - Printed in Italy - All rights reserved.
 STMicroelectronics GROUP OF COMPANIES
 Australia - Brazil - Canada - China - Finland - France - Germany
 Hong Kong - India - Israel - Italy - Japan - Malaysia - Malta - Morocco - Singapore
 Spain - Sweden - Switzerland - United Kingdom - United States.

<http://www.st.com>

