



SEMIPACK[®] 5

Rectifier Diode Modules

SKKD 700

Features

- Heat transfer through aluminium nitride ceramic isolated metal baseplate
- Precise metal pressure contacts for high reliability
- UL recognized, file no. E 63 532


Typical Applications

- Uncontrolled rectifiers for AC/AC converters
- Line rectifiers for transistorized AC motor controllers

1) The screws must be lubricated

V_{RSM} V	V_{RRM} V	$I_{FRMS} = 1100$ A (maximum value for continuous operation) $I_{FAV} = 700$ A (sin. 180; $T_c = 100$ °C)	
900	800	SKKD 700/08	
1300	1200	SKKD 700/12	
1500	1400	SKKD 700/14	
1700	1600	SKKD 700/16	
1900	1800	SKKD 700/18	
2100	2000	SKKD 700/20	
2300	2200	SKKD 700/22	

Symbol	Conditions	Values	Units
I_{FAV}	sin. 180; $T_c = 100$ °C	700	A
I_{FSM}	$T_{vj} = 25$ °C; 10 ms	25000	A
	$T_{vj} = 125$ °C; 10 ms	22000	A
i^2t	$T_{vj} = 25$ °C; 8,3 ... 10 ms	3125000	A ² s
	$T_{vj} = 125$ °C; 8,3 ... 10 ms	2420000	A ² s
V_F	$T_{vj} = 25$ °C; $I_F = 2000$ A	max. 1,3	V
$V_{(TO)}$	$T_{vj} = 150$ °C	0,75	V
r_T	$T_{vj} = 150$ °C	0,2	mΩ
I_{RD}	$T_{vj} = 150$ °C; $V_{RD} = V_{RRM}$	max. 20	mA
$R_{th(j-c)}$	cont.; per thyristor / per module	0,062 / 0,031	K/W
	sin. 180; per thyristor / per module	0,065 / 0,0325	K/W
	rec. 120; per thyristor / per module	0,07 / 0,035	
$R_{th(c-s)}$	per thyristor / per module	0,02 / 0,01	K/W
T_{vj}		- 40 ... + 150	°C
T_{stg}		- 40 ... + 130	°C
V_{isol}	a. c. 50 Hz; r.m.s.; 1 s / 1 min.	3600 / 3000	V~
M_s	to heatsink	5 ± 15 %	Nm
M_t	to terminals	12 ± 15 % ¹⁾	Nm
a		5 * 9,81	m/s ²
m	approx.	1420	g
Case		A 75a	



SKKD

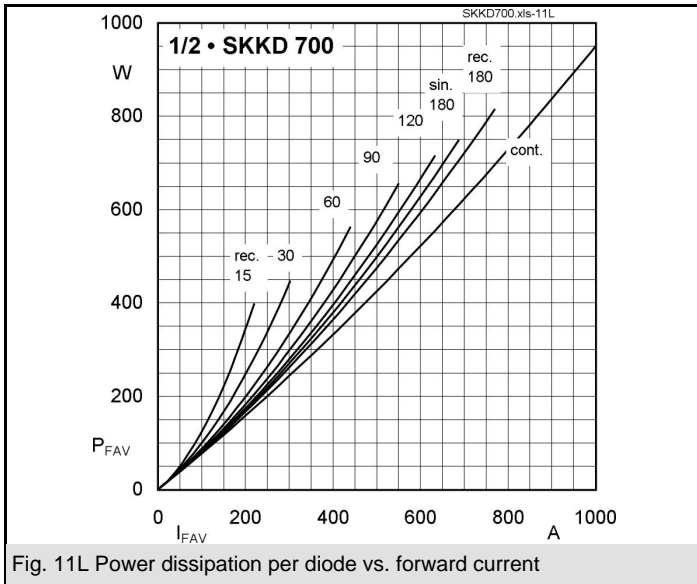


Fig. 11L Power dissipation per diode vs. forward current

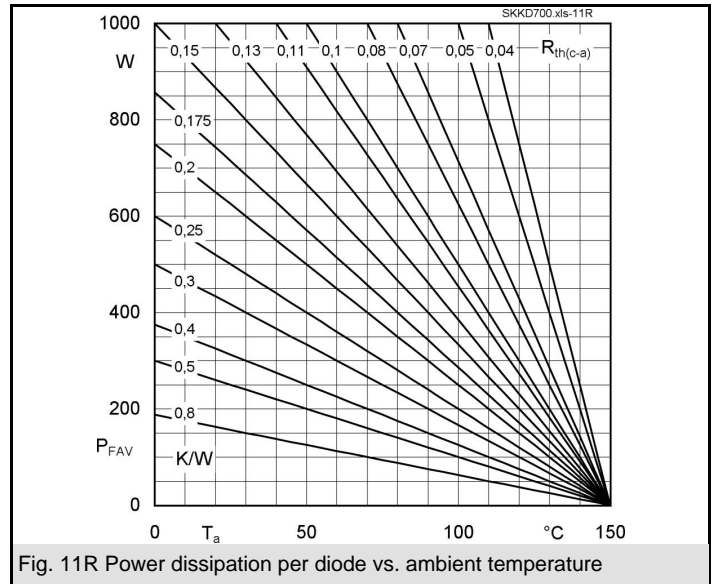


Fig. 11R Power dissipation per diode vs. ambient temperature

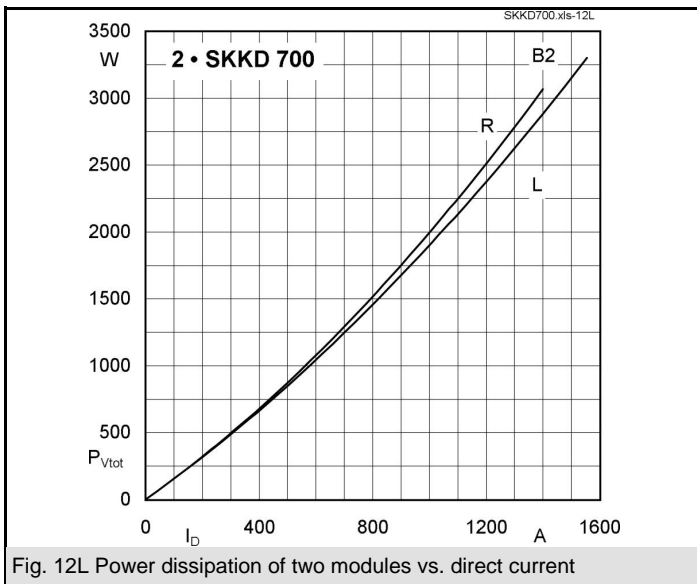


Fig. 12L Power dissipation of two modules vs. direct current

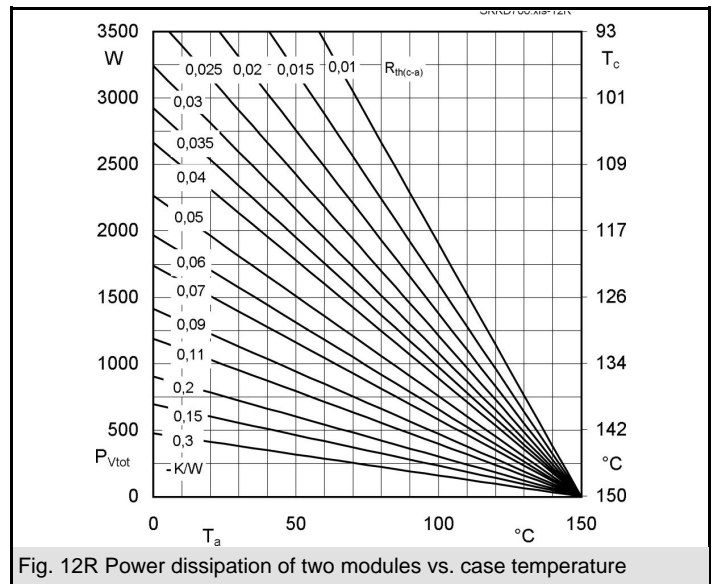


Fig. 12R Power dissipation of two modules vs. case temperature

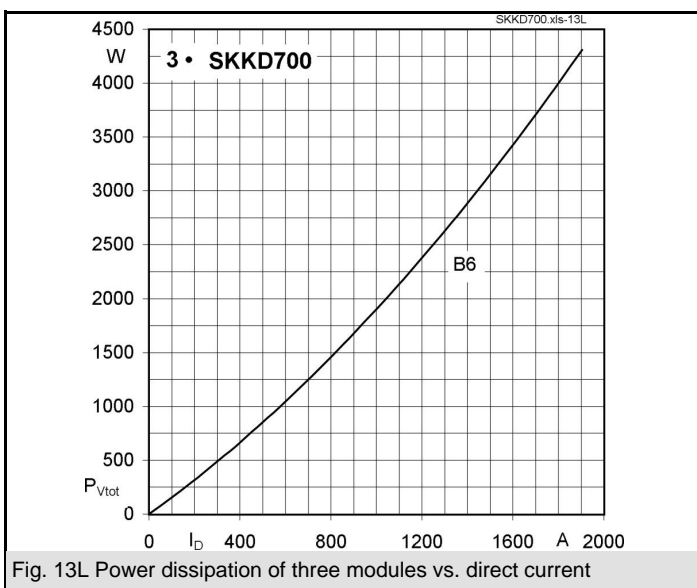


Fig. 13L Power dissipation of three modules vs. direct current

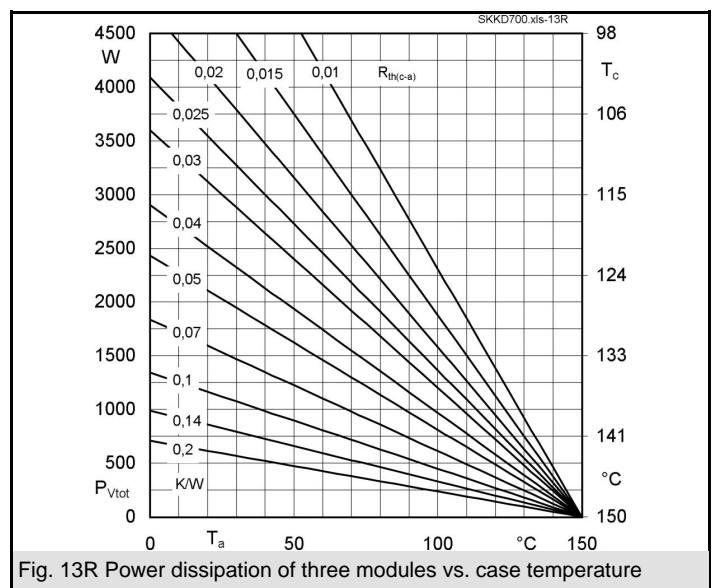
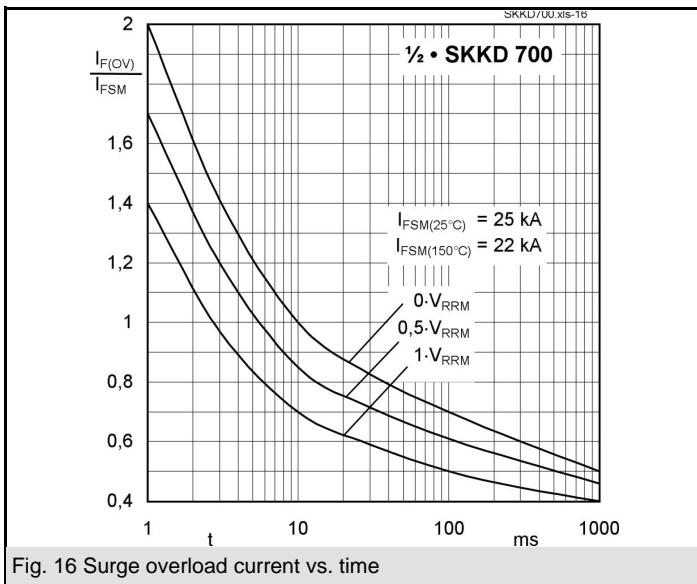
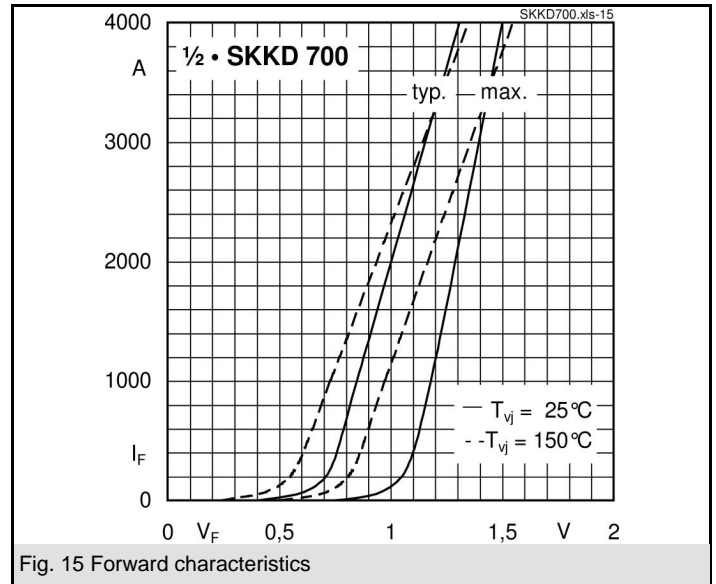
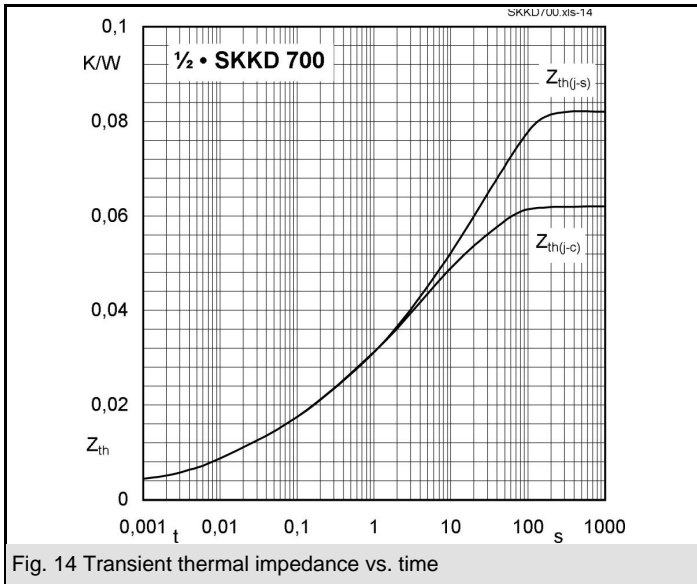
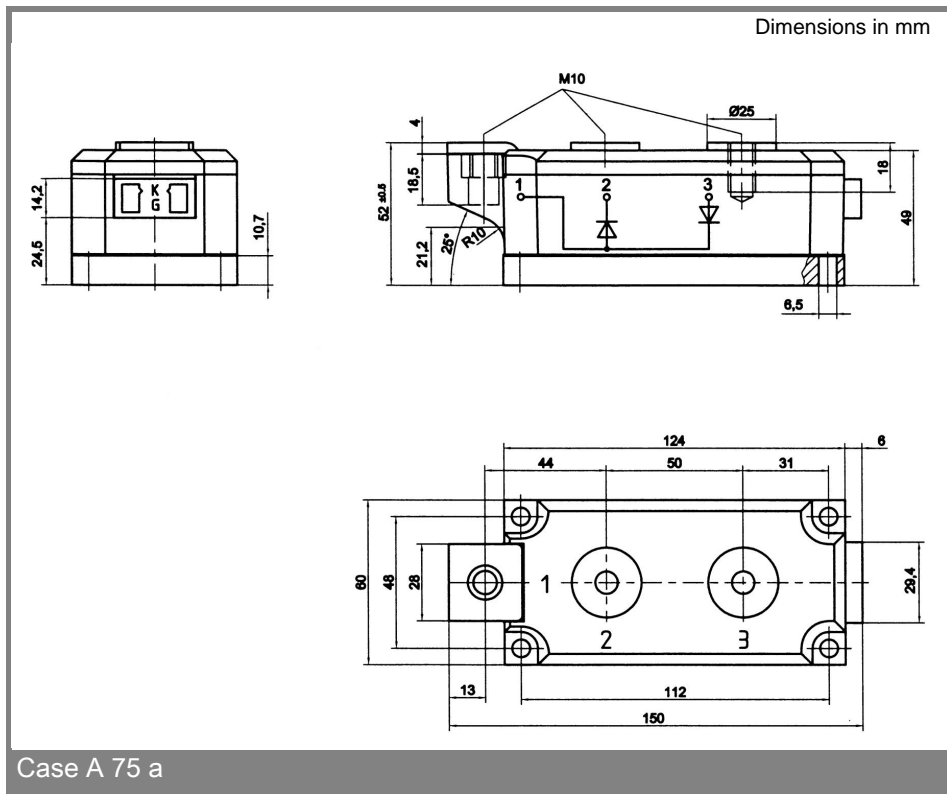


Fig. 13R Power dissipation of three modules vs. case temperature



SKKD 700



This technical information specifies semiconductor devices but promises no characteristics. No warranty or guarantee expressed or implied is made regarding delivery, performance or suitability.