

SEMI[®]PACK[®] 3 Rectifier Diode Modules

SKKD 201 **SKKE 201**
SKKD 260 **SKKE 260**
SKMD 260¹⁾



V _{RSM}	V _{RRM}	I _{FRMS} (maximum values for continuous operation)			
		315 A	410 A	315 A	410 A
V	V	I _{FAV} (sin. 180; T _{case} = 80 °C)			
		200 A	260 A	200 A	260 A
900	800	SKKD 201/08	SKKD 260/08	SKKE 201/08	–
1300	1200	SKKD 201/12	SKKD 260/12	SKKE 201/12	SKKE 260/12
1500	1400	SKKD 201/14	SKKD 260/14	SKKE 201/14	SKKE 260/14
1700	1600	SKKD 201/16	SKKD 260/16	SKKE 201/16	SKKE 260/16
2100	2000	SKKD 201/20	SKKD 260/20	SKKE 201/20	SKKE 260/20
2300	2200	SKKD 201/22	SKKD 260/22	SKKE 201/22	SKKE 260/22

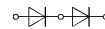
Symbol	Conditions	SKKD 201 SKKE 201	SKKD 260 SKKE 260	Units	
I _{FAV} I _D ¹⁾	sin. 180; T _{case} = 85 °C B2/B6 T _{amb} = 35 °C; P 3/180 F P 16/200 F	200 250/295 385/515	260 280/320 490/655	A A A	
I _{FSM} i ² t	T _{vj} = 25 °C; 10 ms T _{vj} = 130 °C; 10 ms T _{vj} = 25 °C; 8,3 ... 10 ms T _{vj} = 130 °C; 8,3 ... 10 ms	6 000 5 000 180 000 125 000	11 000 10 000 605 000 500 000	A A A ² s A ² s	
I _{RD}	T _{vj max.} ; V _{RD} = V _{RRM}	9	15	mA	
V _F V _(TO) r _T	T _{vj} = 25 °C (I _F = . . .); max. T _{vj} = 130 °C T _{vj} = 130 °C	1,35 (600 A) 0,80 0,8	1,25 (750 A) 0,90 0,37	V V mΩ	
R _{thjc} R _{thch} T _{vj} T _{stg}	} per diode/per module ²⁾	0,19/0,10 0,06/0,03 – 40 ... +130 – 40 ... +130	0,14/0,07 0,04/0,02 – 40 ... +130 – 40 ... +130	°C/W °C/W °C °C	
V _{isol} M ₁ M ₂ a w		a. c. 50 Hz; r.m.s.; 1 s/1 min to heatsink SI units US units to terminals SI units US units 5 · 9,81 approx.	3600/3000 5 ± 15 % ³⁾ 44 ± 15 % ³⁾ 9 ± 15 % ⁴⁾ 80 ± 15 % ⁴⁾ 800	– Nm lb.in. Nm lb.in. m/s ² 940	V~ Nm lb.in. Nm lb.in. m/s ² g
Case		→ page B 1 – 76	SKKD 201 SKKE 201	A 16 A 17	
		→ page B 1 – 82	SKKD 260 SKKE 260 SKMD 260		A 27 A 28 A 58

¹⁾ SKMD 260 available on request

²⁾ SKKD types only

³⁾ See the assembly instructions

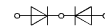
⁴⁾ The screws must be lubricated



SKKD



SKKE



SKMD

Features

- Heat transfer through aluminium nitride ceramic isolated metal baseplate
- Precious metal pressure contacts
- **SKKD** half bridge connection
- **SKMD** center-tap connection common cathode
- UL recognized, file no. E 63 532

Typical Applications

- Non-controllable rectifiers for AC/AC converters
- Line rectifiers for transistorized AC motor controllers
- Field supply for DC motors
- SKKE: Free-wheeling diodes

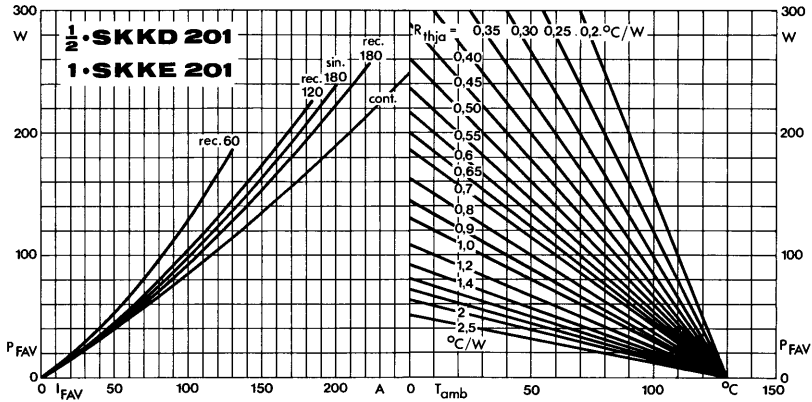


Fig. 11 a Power dissipation per diode vs. forward current and ambient temperature

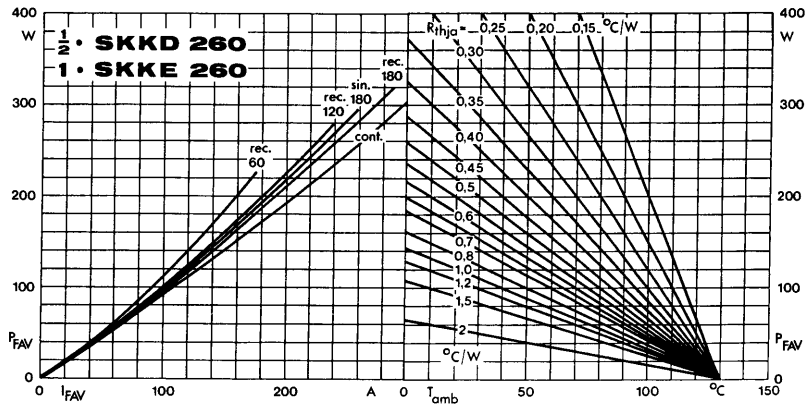


Fig. 11 b Power dissipation per diode vs. forward current and ambient temperature

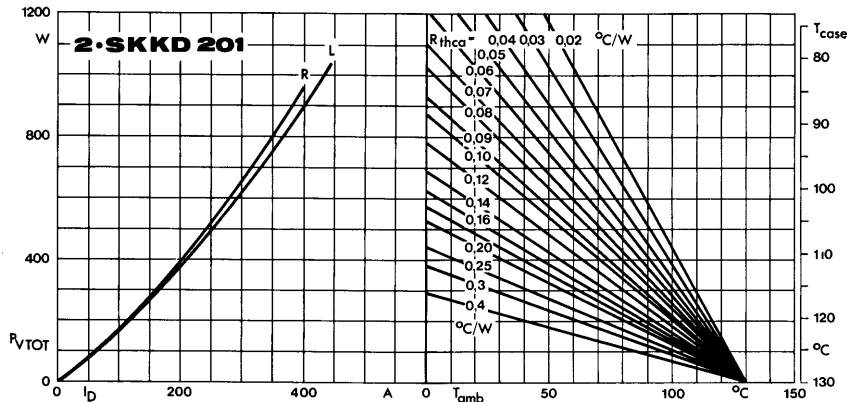


Fig. 12 a Power dissipation of two modules vs. direct current and case temperature

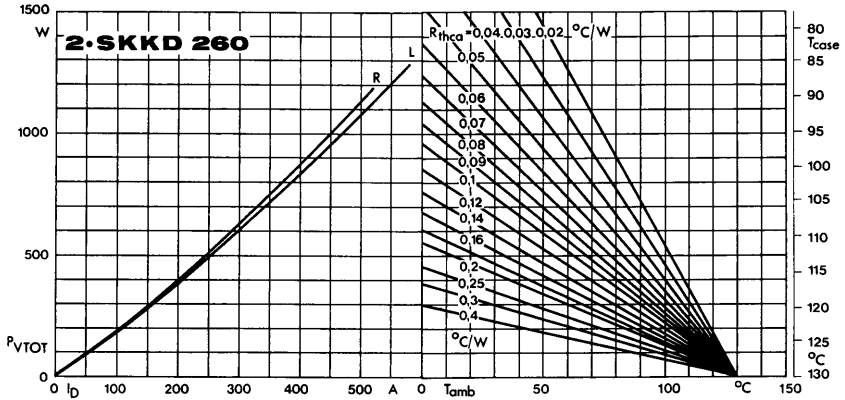


Fig. 12 b Power dissipation of two modules vs. direct current and case temperature

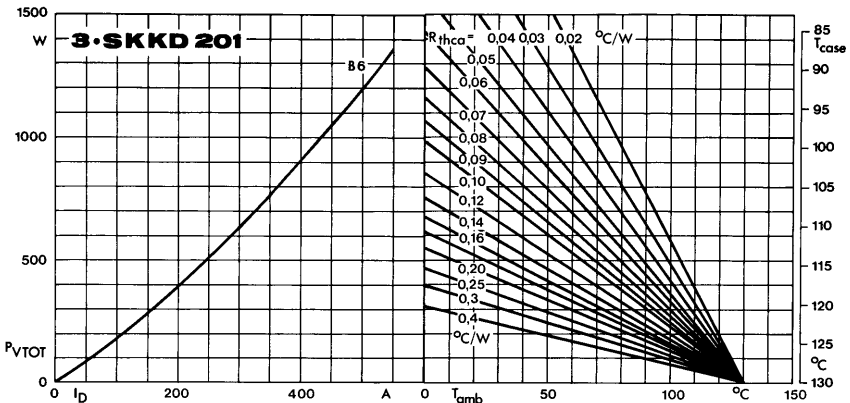


Fig. 13 a Power dissipation of three modules vs. direct current and case temperature

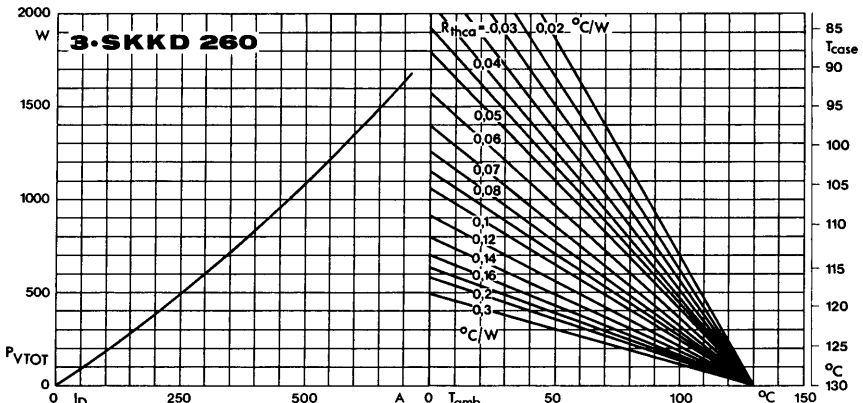


Fig. 13 b Power dissipation of three modules vs. direct current and case temperature

