

RM400HA-24S

HIGH SPEED SWITCHING USE
INSULATED TYPE

RM400HA-24S



- **Idc** DC current **400A**
- **VRRM** Repetitive peak reverse voltage
..... **1200V**
- **trr** Reverse recovery time **0.4μs**
- **Insulated Type**
- **UL Recognized**

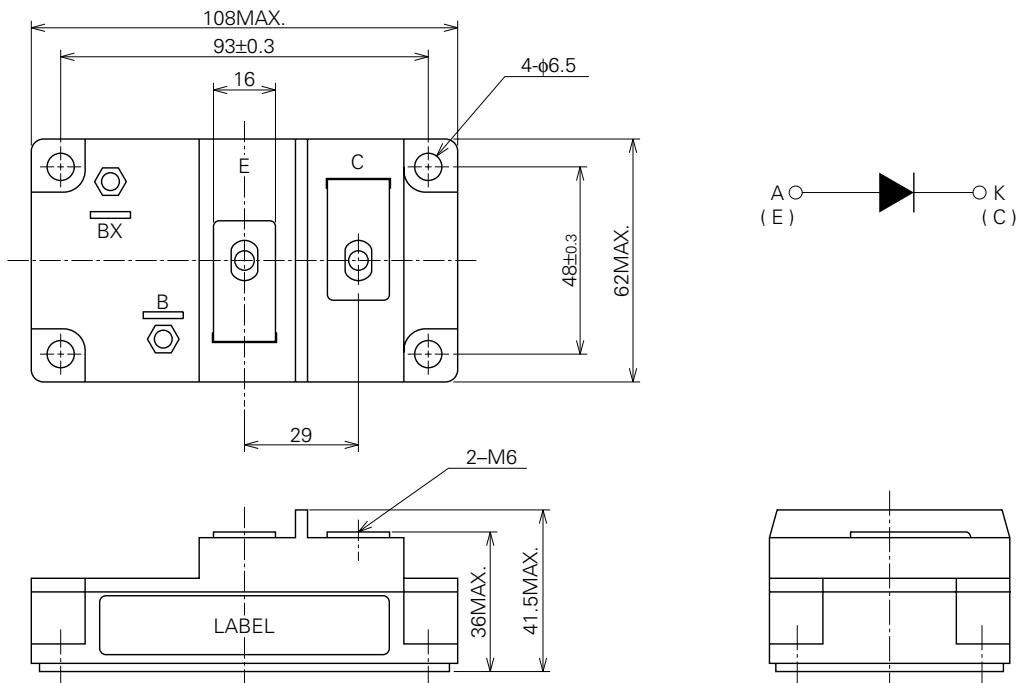
Yellow Card No. E80276 (N)
File No. E80271

APPLICATION

Free wheel use, Welders

OUTLINE DRAWING & CIRCUIT DIAGRAM

Dimensions in mm



RM400HA-24S

**HIGH SPEED SWITCHING USE
INSULATED TYPE**

ABSOLUTE MAXIMUM RATINGS (T_j=25°C)

Symbol	Parameter	Voltage class		Unit
		24		
V _{RRM}	Repetitive peak reverse voltage	1200		V
V _{DRM}	Non-repetitive peak reverse voltage	1250		V
V _{R (DC)}	Reverse DC voltage	960		V

Symbol	Parameter	Conditions	Ratings	Unit
I _{DC}	DC current	Resistive load, T _c =90°C	400	A
I _{FSM}	Surge (non-repetitive) forward current	One half cycle at 60Hz, peak value	8000	A
I ² _t	I ² _t for fusing	Value for one cycle surge current	2.6 × 10 ⁵	A ² s
T _j	Junction temperature		-40~+150	°C
T _{stg}	Storage temperature		-40~+125	°C
V _{iso}	Isolation voltage	Charged part to case	2500	V
—	Mounting torque	Main terminal screw M6	1.96~2.94	N·m
		Mounting screw M6	1.96~2.94	N·m
—	Weight	Typical value	460	g

ELECTRICAL CHARACTERISTICS

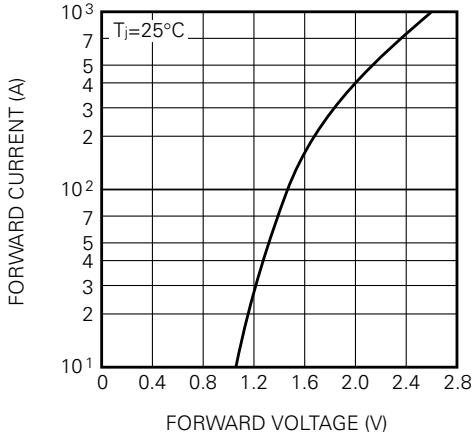
Symbol	Parameter	Test conditions	Limits			Unit
			Min.	Typ.	Max.	
I _{RRM}	Repetitive reverse current	T _j =150°C, V _{RRM} applied	—	—	50	mA
V _{FM}	Forward voltage	T _j =25°C, I _{FM} =400A, Instantaneous meas.	—	—	2.0	V
t _{rr}	Reverse recovery time	I _{FM} =400A, T _j =25°C. di/dt=-800A/μs, V _R =600V	—	—	0.4	μs
Q _{rr}	Reverse recovery charge		—	—	80	μC
R _{th (j-c)}	Thermal resistance	Junction to case	—	—	0.1	°C/W
R _{th (c-f)}	Contact thermal resistance	Case to fin, conductive grease applied	—	—	0.04	°C/W

RM400HA-24S

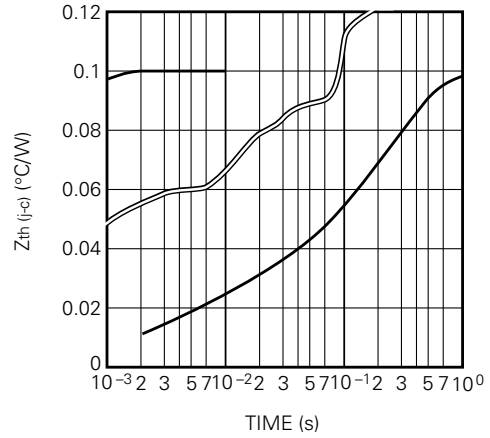
HIGH SPEED SWITCHING USE
INSULATED TYPE

PERFORMANCE CURVES

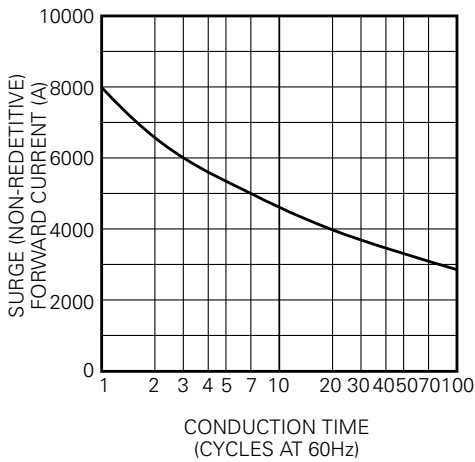
MAXIMUM FORWARD CHARACTERISTIC



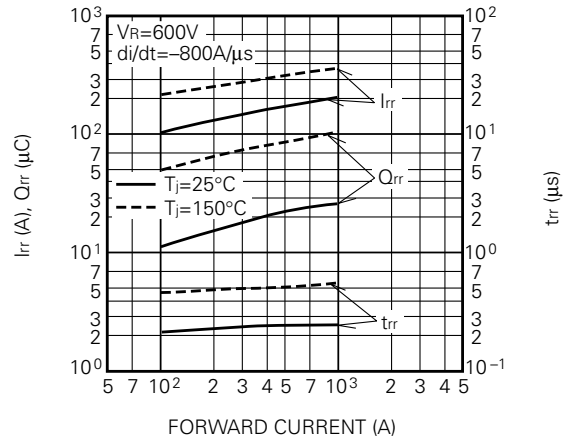
MAXIMUM TRANSIENT THERMAL IMPEDANCE (JUNCTION TO CASE)



RATED SURGE (NON-REPETITIVE) FORWARD CURRENT



REVERSE RECOVERY CHARACTERISTICS VS. FORWARD CURRENT (TYPICAL)



REVERSE RECOVERY CHARACTERISTICS VS. -di/dt (TYPICAL)

