

PRELIMINARY
 Notice: This is not a final specification.
 Some parametric limits are subject to change.

MITSUBISHI FAST RECOVERY DIODE MODULE

RM400DY-66S

HIGH POWER SWITCHING USE
 INSULATED TYPE

HVDi (High Voltage Diode) Module

RM400DY-66S



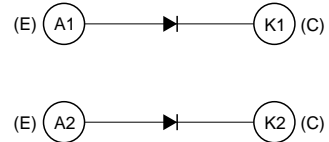
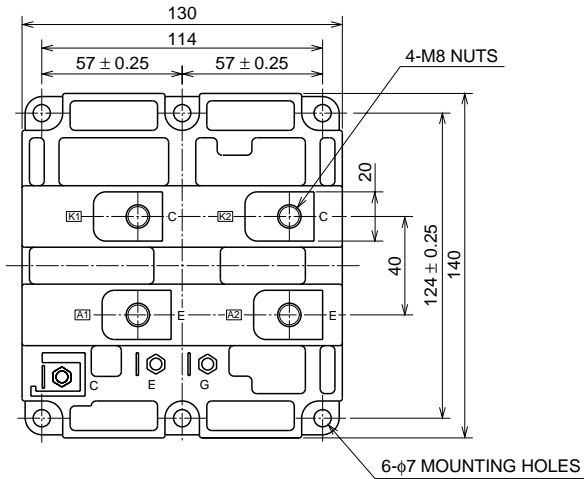
- IDC400A
- VRRM 3300V
- Insulated type
- 2-elements in a pack

APPLICATION

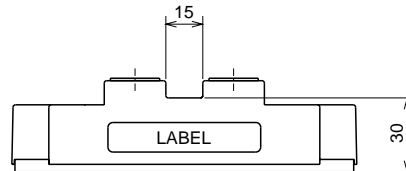
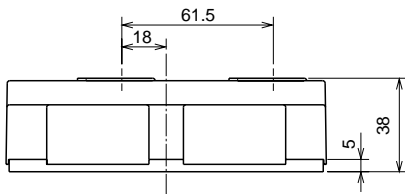
3-level inverters, 3-level converters, DC choppers.

OUTLINE DRAWING & CIRCUIT DIAGRAM

Dimensions in mm



CIRCUIT DIAGRAM



PRELIMINARY
 Notice: This is not a final specification.
 Some parametric limits are subject to change.

MITSUBISHI FAST RECOVERY DIODE MODULE

RM400DY-66S

**HIGH POWER SWITCHING USE
 INSULATED TYPE**

HVDi (High Voltage Diode) Module

ABSOLUTE MAXIMUM RATINGS (T_j = 25°C)

Symbol	Item	Voltage class		Unit
		66		
VRRM	Repetitive peak reverse voltage	3300		V
VRSM	Non-repetitive peak reverse voltage	3300		V
VR(DC)	Reverse DC voltage	2200		V

Symbol	Item	Conditions	Ratings	Unit
I _{DC}	Output DC current	T _c = 25°C	400	A
I _{FMS}	Surge forward current	1 cycle of half wave 60Hz, peak value, non-repetitive, T _j = 25°C start, V _{RM} = 0V	3200	A
I ² _t	I ² _t for fusing	Value of one cycle surge current, t _w = 8.3ms, T _j = 25°C start	4.27 × 10 ⁴	A ² s
T _j	Junction temperature	—	-40 ~ +150	°C
T _{stg}	Storage temperature	—	-40 ~ +125	°C
V _{iso}	Isolation Voltage	Charged part to base plate, rms, sinusoidal, AC 60Hz 1min.	6000	V
—	Mounting torque	Main terminals screw M8	6.67 ~ 13.00	N · m
—		Mounting screw M6	2.84 ~ 6.00	N · m
—	Mass	Typical value	1.5	kg

ELECTRICAL CHARACTERISTICS (T_j = 25°C)

Symbol	Item	Conditions	Limits			Unit
			Min	Typ	Max	
I _{RRM}	Repetitive reverse current	VRRM applied, V _{RM} = VRRM	—	—	3	mA
V _{FM}	Forward voltage	I _{FM} = 400A	—	3.50	4.55	V
t _{rr}	Reverse recovery time	I _{FM} = 400A, di/dt = -800A/μs,	—	—	1.20	μs
Q _{rr}	Reverse recovery charge	V _R = 1650V	—	100	—	μC
R _{th(j-c)}	Thermal resistance	Junction to case (Per 1/2 module)	—	—	0.072	K/W
R _{th(c-f)}	Contact thermal resistance	Case to fin, conductive grease applied (Per 1/2 module)	—	0.036	—	K/W

PRELIMINARY
 Notice: This is not a final specification.
 Some parametric limits are subject to change.

HVDi (High Voltage Diode) Module

PERFORMANCE CURVES

