

# DIODE MODULE 150A/800V

# PT150S8

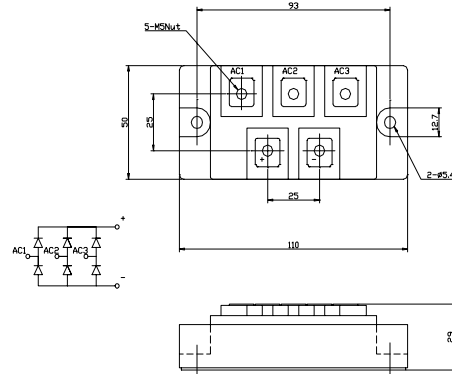
## FEATURES

- \* Isolated Base
- \* 3 Phase Bridge Circuit
- \* Designed Power Circuit Board
- \* High Surge Capability
- \* UL Recognized, File No. E187184

## TYPICAL APPLICATIONS

- \* Rectified For General Use

## OUTLINE DRAWING



## Maximum Ratings

Approx Net Weight:370g

Parameter	Symbol	Type / Grade	Unit
		PT150S8	
Repetitive Peak Reverse Voltage *1	$V_{RRM}$	800	V
Non Repetitive Peak Reverse Voltage *1	$V_{RSM}$	1000	

Parameter		Conditions	Max Rated Value	Unit	
Average Rectified Output Current	$I_{O(AV)}$	3-Phase Full Wave Rectified $T_c=T_t(\text{Terminal})=101^\circ\text{C}$	150	A	
Surge Forward Current *1	$I_{FSM}$	50 Hz Half Sine Wave, 1 Pulse Non-repetitive	1100	A	
I Squared t *1	$I^2t$	2msec to 10msec	6000	$\text{A}^2\text{s}$	
Operating Junction Temperature Range	$T_{jw}$		-40 to +150	$^\circ\text{C}$	
Storage Temperature Range	$T_{stg}$		-40 to +125	$^\circ\text{C}$	
Isolation Voltage	Viso	Base Plate to Terminals, AC1min	2000	V	
Mounting torque	Case mounting	Ftor	Greased	M5 Screw	2.4 to 2.8
	Terminals		M5		

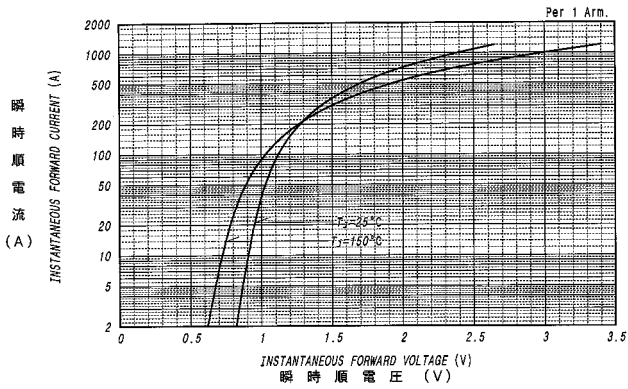
## Electrical • Thermal Characteristics

Characteristics	Symbol	Test Conditions	Max.	Unit
Peak Reverse Current *1	$I_{RM}$	$V_{RM}=V_{RRM}$ , $T_j=150^\circ\text{C}$	15	mA
Peak Forward Voltage *1	$V_{FM}$	$I_{FM}=150\text{A}$ , $T_j=25^\circ\text{C}$	1.2	V
Thermal Resistance	$R_{th(j-c)}$	Junction to Case (Total)	0.14	$^\circ\text{C/W}$
	$R_{th(c-f)}$	Base Plate to Heat Sink with Thermal Compound (Total)	0.06	

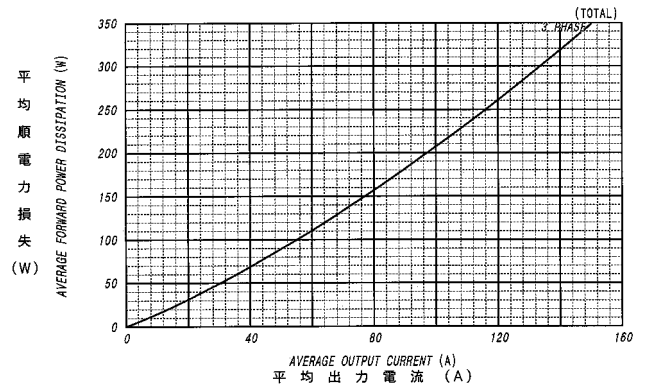
\*1: Value Per 1Arm



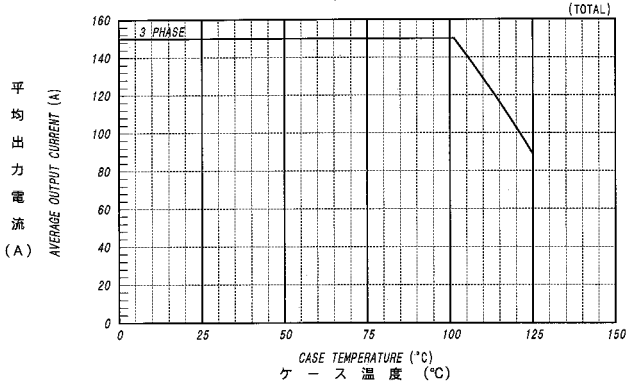
順電圧特性  
FORWARD CURRENT VS. VOLTAGE



平均順電力損失特性  
AVERAGE FORWARD POWER DISSIPATION



平均出力電流 - ケース温度定格  
AVERAGE OUTPUT CURRENT VS. CASE TEMPERATURE



サージ順電流定格  
SURGE CURRENT RATINGS

