

# DIODE MODULE 400A / 800V

# PH4008

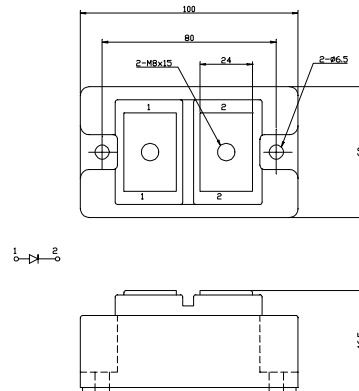
## FEATURES

- \* Isolated Base
- \* High Surge Capability
- \* UL Recognized, File No. E187184

## TYPICAL APPLICATIONS

- \* Rectified For General Use

## OUTLINE DRAWING



## Maximum Ratings

Approx Net Weight:600g

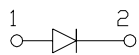
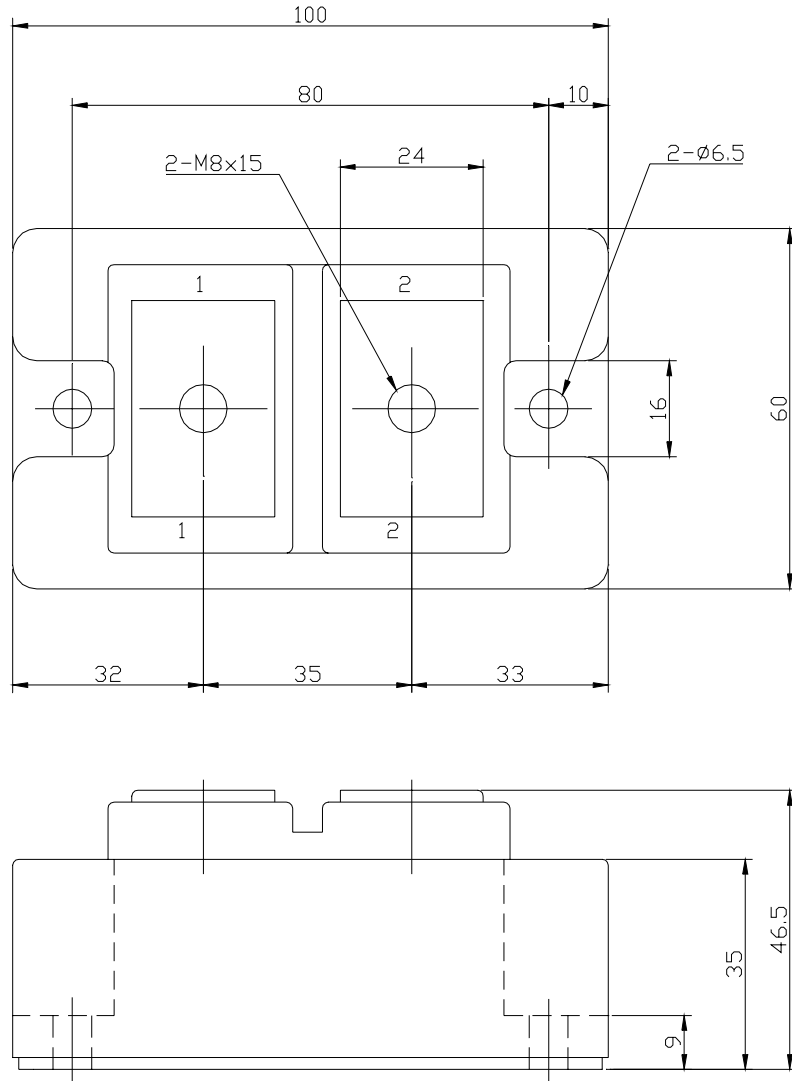
Parameter	Symbol	Type / Grade	Unit
		PH4008	
Repetitive Peak Reverse Voltage	$V_{RRM}$	800	V
Non Repetitive Peak Reverse Voltage	$V_{RSM}$	960	

Parameter		Conditions	Max Rated Value	Unit	
Average Rectified Output Current	$I_{O(AV)}$	50Hz Half Sine Wave condition $T_c=94^{\circ}C$	400	A	
RMS Forward Current	$I_{F(RMS)}$		630	A	
Surge Forward Current	$I_{FSM}$	50 Hz Half Sine Wave, 1Pulse Non-repetitive	8000	A	
I Squared t	$I^2t$	2msec to 10msec	320000	$A^2s$	
Operating Junction Temperature Range	$T_{jw}$		-40 to +150	$^{\circ}C$	
Storage Temperature Range	$T_{stg}$		-40 to +125	$^{\circ}C$	
Isolation Voltage	Viso	Base Plate to Terminals, AC1min	2000	V	
Mounting torque	Case mounting	Ftor	M6 Screw	2.5 to 3.5	N.m
	Terminals		M8 Screw	9.0 to 10.0	

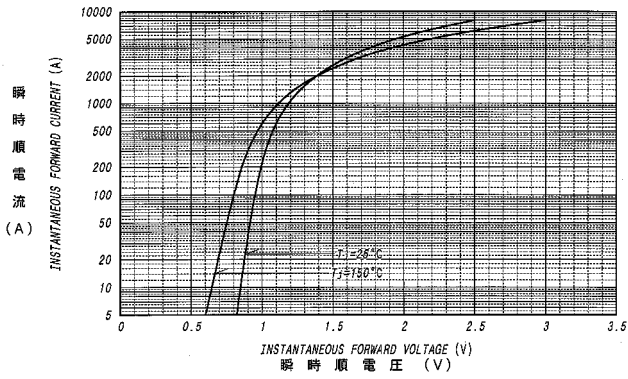
## Electrical • Thermal Characteristics

Characteristics	Symbol	Test Conditions	Max.	Unit
Peak Reverse Current	$I_{RM}$	$V_{RM} = V_{RRM}, T_j = 150^{\circ}C$	30	mA
Peak Forward Voltage	$V_{FM}$	$I_{FM} = 1300A, T_j = 25^{\circ}C$	1.25	V
Thermal Resistance	$R_{th(j-c)}$	Junction to Case	0.12	$^{\circ}C/W$
	$R_{th(c-f)}$	Base Plate to Heat Sink with Thermal Compound	0.05	

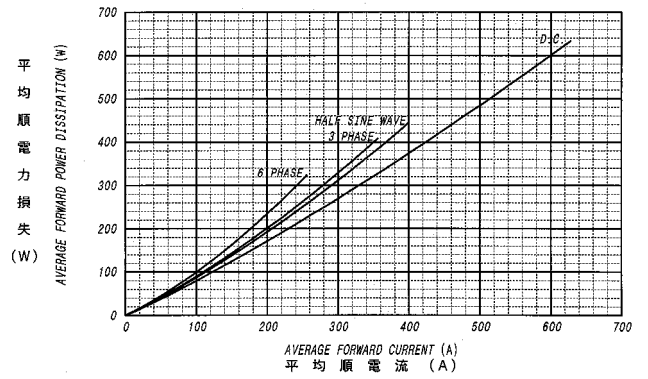
PH4008 OUTLINE DRAWING (Dimensions in mm)



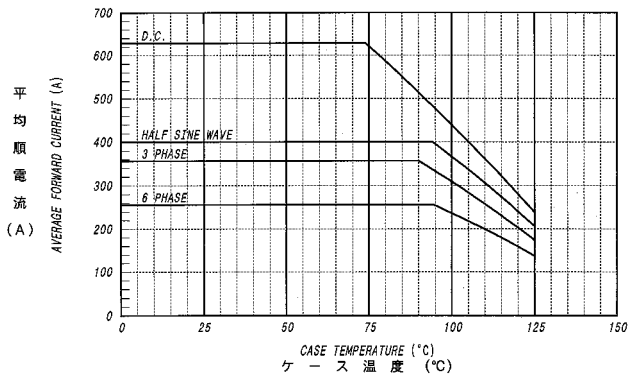
順電圧特性  
FORWARD CURRENT VS. VOLTAGE



平均順電力損失特性  
AVERAGE FORWARD POWER DISSIPATION

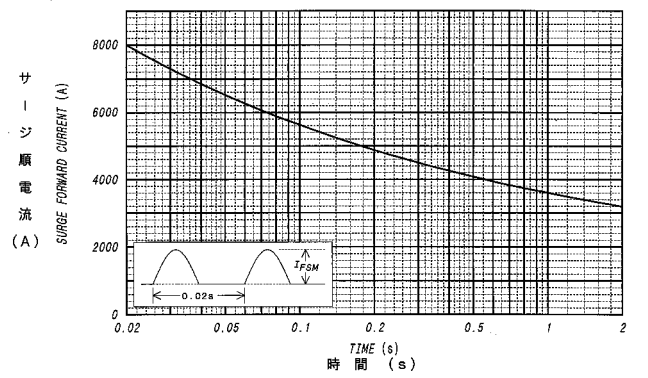


平均順電流 - ケース温度定格  
AVERAGE FORWARD CURRENT VS. CASE TEMPERATURE



サージ順電流定格  
SURGE CURRENT RATINGS

f=50Hz, Half Sine Wave, Non-Repetitive,  $T_j = 150^\circ\text{C}$



過渡熱抵抗特性  
MAXIMUM TRANSIENT THERMAL IMPEDANCE  
Junction to Case

