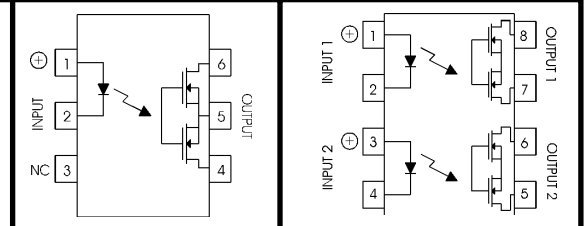


Photomos / **FORM B** Solid State Relays

Model Number					LCB110	LCB126	LBB110	LBB126
Parameters	Sym.	Test Conditions	Units		1 Form B	1 Form B	Dual Form B	Dual Form B
Input Characteristics								
LED Forward Current - Turn on	I_{Fon}	$I_L = 100mA, t = 10ms$	mADC	Max Typ	5.0 3.0	5.0 3.0	5.0 3.0	5.0 3.0
LED Forward Current - Turn off	I_{Foff}	$I_L = 0.2mA, V_L = (Note 1)$	mADC	Min Typ	0.1 1.8	0.1 1.8	0.1 1.8	0.1 1.8
Recommended Forward Current	I_F		mADC	Min Max	10 30	10 30	10 30	10 30
LED Forward Voltage	V_F	$I_F = 20mA$	VDC	Min Max	1.1 1.4	1.1 1.4	1.1 1.4	1.1 1.4
Maximum Input Ratings								
LED Forward Current	I_F		mADC	Max	50	50	50	50
LED Reverse Voltage Withstand	V_R	$I_R = 10mA$	VDC	Max	10	10	10	10
Output Characteristics								
Switching Voltage	V_L	$I_L = 50mA$	V PEAK	Max	350	250	350	250
Switching Current	I_L	(Note 2) (Note 3)	mA	Max	165	200	170	200
				Max	330	400	120	140
On Resistance (Note 2)	R_{on}	$I_F = 0mA, I_L = 50mA$	Ω	Max	20	13	20	13
On Resistance (Note 4)	R_{on}	$I_F = 0mA, I_L = 50mA$	Ω	Max	5.0	3.25	n/a	n/a
Off State Resistance	R_{off}	$I_F = 5mA, V_L = 100V$	G Ω	Min Typ	0.1 1.4	0.1 1.4	0.1 1.4	0.1 1.4
Off State Leakage	I_{off}	$I_F = 5mA, V_L = 100V$	μA	Max Typ	0.07 1.0	0.07 1.0	0.07 1.0	0.07 1.0
				Max	1.0	1.0	1.0	1.0
Turn On Time	T_{on}	$I_F = 0mA, I_L = 50mA$	ms	Max	5.0	5.0	5.0	5.0
Turn Off Time	T_{off}	$I_F = 5mA, I_L = 50mA$	ms	Max	1.0	1.0	1.0	1.0
Capacitance - Across Output		$I_F = 0mA, V_L = 1V$ $I_F = 0mA, V_L = 50V$	pF	Typ	200	170	200	170
				Typ	20	25	20	25
Thermal Offset Voltage		$I_F = 5mA$	μV	Typ	0.2	0.2	0.2	0.2
General Characteristics								
Dielectric Strength - Input to Output		$t = 60sec$	VRMS	Min	3750	3750	3750	3750
Capacitance - Input to Output			pF	Typ	0.8	0.8	1.2	1.2
Power Dissipation	P_{Diss}		mW	Max	500	500	600	600

Notes:

- 1: V_L for LED Forward Current - Turn off is 50 Volts less than "Switching Voltage : Max"
- 2: For LCB110 and LCB126: Output connected to pins 4 and 6.
For LBB110 and LBB126: Each channel.
- 3: For LCB110 and LCB126: Output connected to pin 5(-) and pins 4 & 6(+).
For LBB110 and LBB126: Both channels switching simultaneously
- 4: For LCB110 and LCB126: Output connected to pin 5(-) and pins 4 & 6(+).
- 5: Specifications subject to change without notice



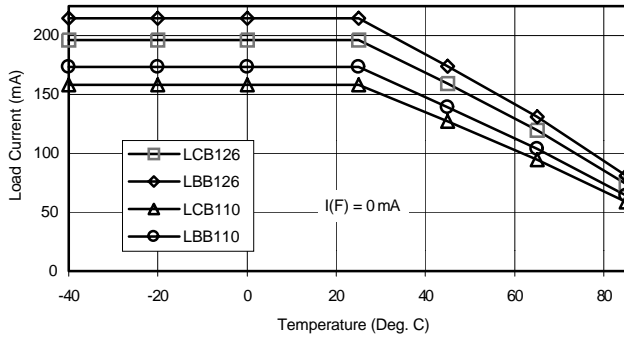
Schematic Top View:
Mold mark on top of relay indicates Pin #1

* $I_F = 10mA$

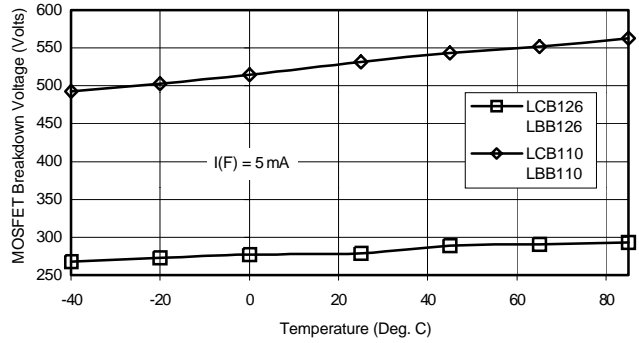
For recommended applications and more information contact:
USA: Sales Support (877) 502-5500 Tech Support (877) 702-7700 FAX (619) 710-8540
 Crydom Corp, 2320 Paseo de las Americas, Ste. 201, San Diego, CA 92154
 Email: sales@crydom.com **WEB SITE:** http://www.crydom.com

UK: +44 (0)1202 365070 • **FAX** +44 (0)1202 365090 Crydom International Ltd., 7 Cobham Road, Ferndown Industrial Estate, Ferndown, Dorset BH21 7PE, **Email:** intsales@crydom.com.
GERMANY: +49 (0)180 3000 506

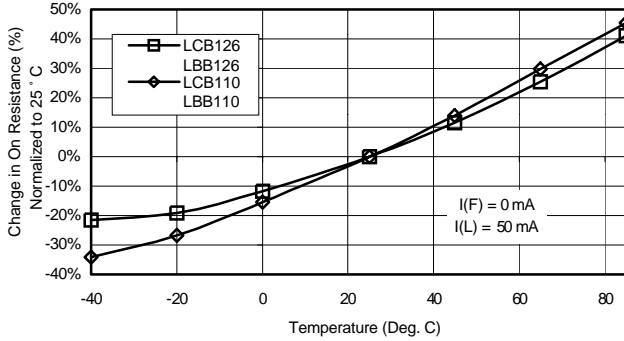
Photomos / FORM B



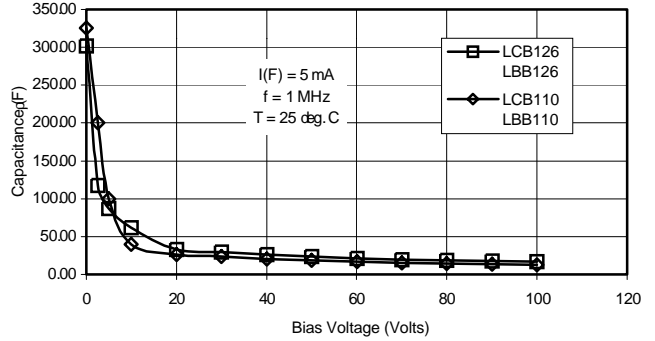
A. Load Current vs. Ambient Temperature



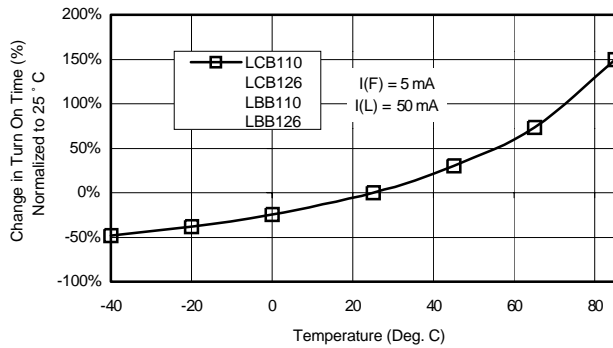
B. Output MOSFET BV vs. Ambient Temperature



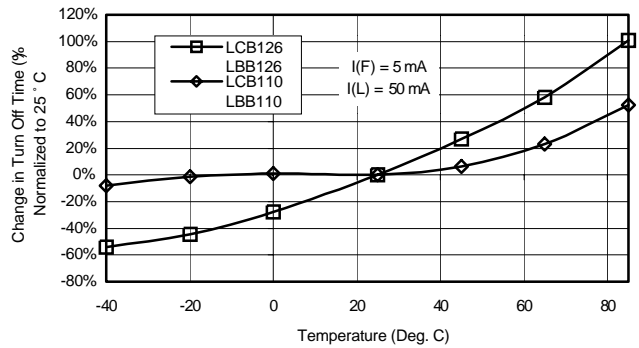
C. On-Resistance vs. Ambient Temperature



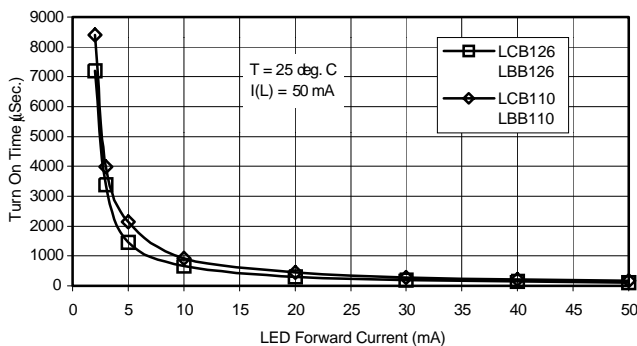
D. Output Capacitance vs. Applied Voltage



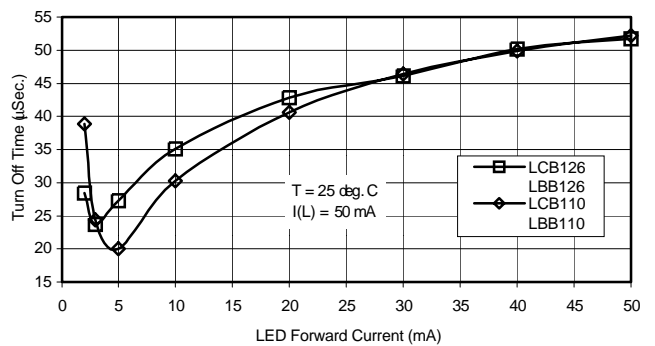
E. On Time vs. Ambient Temperature



F. Turn Off Time vs. Ambient Temperature



G. Turn On Time vs. LED Forward Current



H. Turn Off Time vs. LED Forward Current

For recommended applications and more information contact:
USA: Sales Support (877) 502-5500 Tech Support (877) 702-7700 FAX (619) 710-8540
 Crydom Corp, 2320 Paseo de las Americas, Ste. 201, San Diego, CA 92154
 Email: sales@crydom.com WEB SITE: http://www.crydom.com

UK: +44 (0)1202 365070 • FAX +44 (0)1202 365090 Crydom International Ltd., 7 Cobham Road, Ferndown Industrial Estate, Ferndown, Dorset BH21 7PE, Email: intsales@crydom.com.
GERMANY: +49 (0)180 3000 506



Search Results

PhotoMOS

Part No.	Max Switch Voltage	Max Switch Current	-	-
LCB110	350	330	-	-
LCB110S	350	330	-	-
LCB110STR	350	330	-	-
LCB126	250	400	-	-
LCB126S	250	400	-	-
LCB126STR	250	400	-	-

To Find a Part:

Choose a category to use the Product Selector:

- [Solid State Relays](#)
- [Power Modules](#)
- [PhotoMos](#)
- [IO Modules](#)
- [Accessories](#)

Select your search criteria, then input text string in the field below:

Search by Part Number

Search by Competitors Part #

To Search Entire Site:

Enter a keyword or descriptive string in the field below:

[Search Distributor Inventory](#)



Terms and Conditions
© Copyright Crydom



Search Results

PhotoMOS

Part No.	Max Switch Voltage	Max Switch Current	-	-
LBB110	350	170	-	-
LBB110S	350	170	-	-
LBB110STR	350	170	-	-
LBB126	250	200	-	-
LBB126S	250	200	-	-
LBB126STR	250	200	-	-

To Find a Part:

Choose a category to use the Product Selector:

- [Solid State Relays](#)
- [Power Modules](#)
- [PhotoMos](#)
- [IO Modules](#)
- [Accessories](#)

Select your search criteria, then input text string in the field below:

Search by Part Number

Search by Competitors Part #

To Search Entire Site:

Enter a keyword or descriptive string in the field below:

[Search Distributor Inventory](#)



Terms and Conditions
© Copyright Crydom