

Model Number					LBA110	LBA126
Parameters	Sym.	Test Conditions	Units		1A/1B	1A/1B
<b>Input Characteristics</b>						
LED Forward Current - Turn on	$I_{Fon}$	$I_L = 100mA, t = 10ms$	mADC	Max Typ	5.0 2.0	5.0 2.0
LED Forward Current - Turn off	$I_{Foff}$	$I_L = 0.2mA, V_L = (Note 1)$	mADC	Min Typ	0.1 1.8	0.1 1.8
Recommended Forward Current	$I_F$		mADC	Min Max	10 30	10 30
LED Forward Voltage	$V_F$	$I_F = 20mA$	VDC	Min Max	1.1 1.4	1.1 1.4
<b>Maximum Input Ratings</b>						
LED Forward Current	$I_F$		mADC	Max	50	50
LED Reverse Voltage Withstand	$V_R$	$I_R = 10mA$	VDC	Max	10	10
<b>Output Characteristics</b>						
Switching Voltage	$V_L$	$I_L = 50mA$	V PEAK	Max	400	250
Switching Current	$I_L$	Each Channel Both Ch.'s Simultaneously	mA	Max Max	150 110	200 150
Current Limit: N.O. Channel Only	$I_{Lmt}$	$I_F = 5mA, t = 5ms$	mA	Typ	380	380
On Resistance	$R_{on}$	$I_F = 5mA/0mA, I_L = 50mA$	W	Max	24	13
Off State Resistance: N.O. Channel	$R_{off}$	$I_F = 0mA, V_L = 100V$	GW	Min Typ	0.5 5000	0.5 5000
Off State Resistance: N.C. Channel	$R_{off}$	$I_F = 5mA, V_L = 100V$	GW	Min Typ	0.5 5000	0.5 5000
Off State Leakage: N.O. Channel	$I_{off}$	$I_F = 0mA, V_L = 100V$	nA	Max	200	200
	$I_{off}$	$I_F = 0mA, V_L = Max$	mA	Typ Max	0.17 1	0.17 1
Off State Leakage: N.C. Channel	$I_{off}$	$I_F = 5mA, V_L = 100V$	mA	Max	0.02	0.02
	$I_{off}$	$I_F = 5mA, V_L = Max$	mA	Typ Max	1 1	1 1
Turn On Time	$T_{on}$	$I_F = 5mA, I_L = 50mA$	ms	Max	5.0	5.0
Turn Off Time	$T_{off}$	$I_F = 5mA, I_L = 50mA$	ms	Max	1.0	1.0
Thermal Offset Voltage		$I_F = 5mA$	mV	Typ	0.2	0.2
<b>General Characteristics</b>						
Dielectric Strength - Input to Output		$t = 60sec$	VRMS	Min	3750	3750
Capacitance - Input to Output			pF	Typ	1.2	1.2
Power Dissipation	$P_{Diss}$		mW	Max	600	600

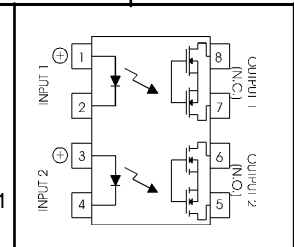
**Notes:**

1:  $V_L$  for LED Forward Current - Turn Off is 50 Volts less than "Switching Voltage Max".

2: Specifications subject to change without notice.

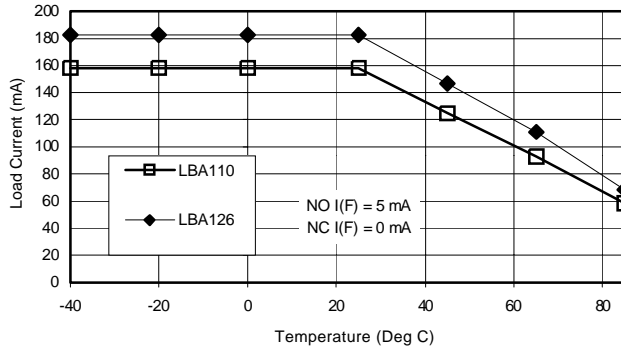
\*  $I_F = 10mA$

Schematic Top View:  
Mold mark on top of relay indicates Pin #1  
Package Drawings on Page 3

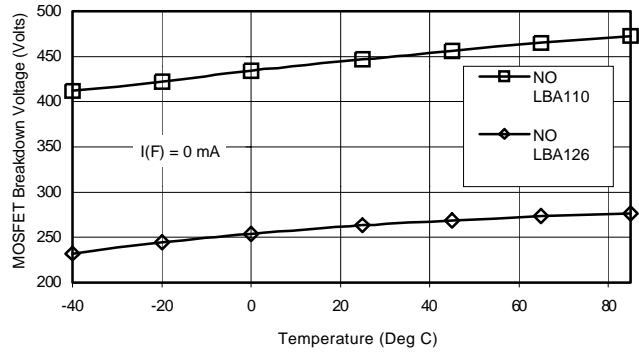


# Photomos / 1A/1B

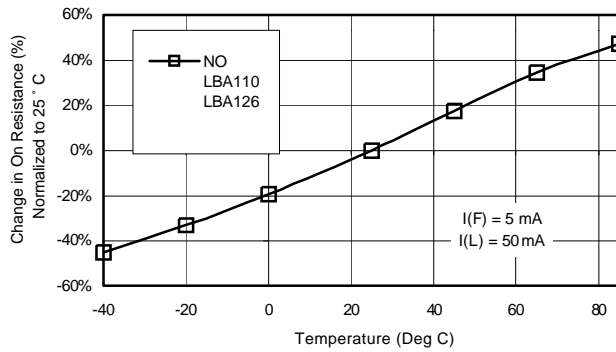
\*See page 3 for characteristic curves of normally closed switches



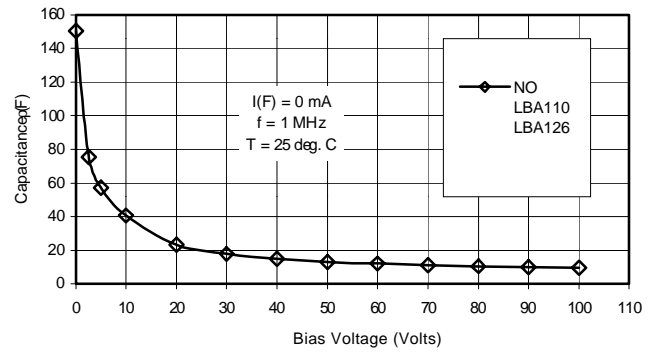
**A. Load Current vs. Ambient Temperature**



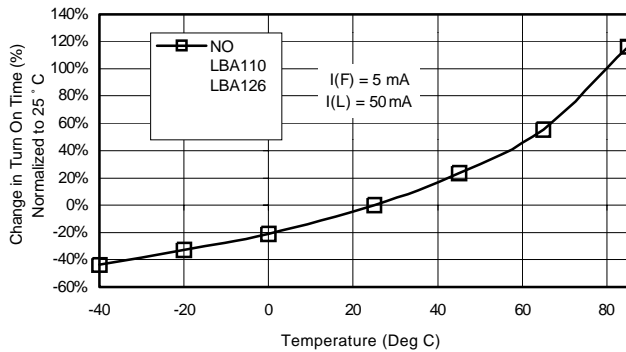
**B. Output MOSFET vs. Ambient Temperature**



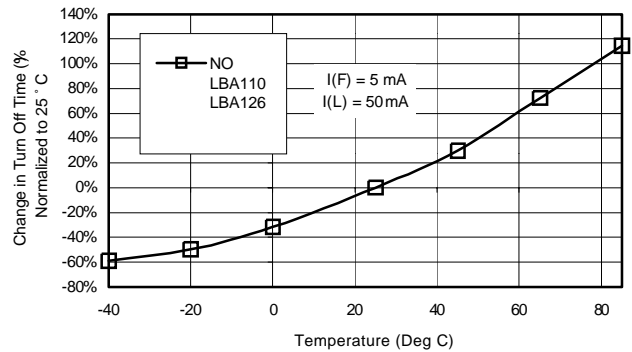
**C. On-Resistance vs. Ambient Temperature**



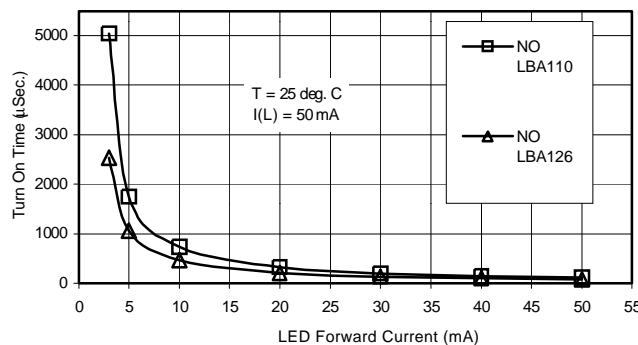
**D. Output Capacitance vs. Applied Voltage**



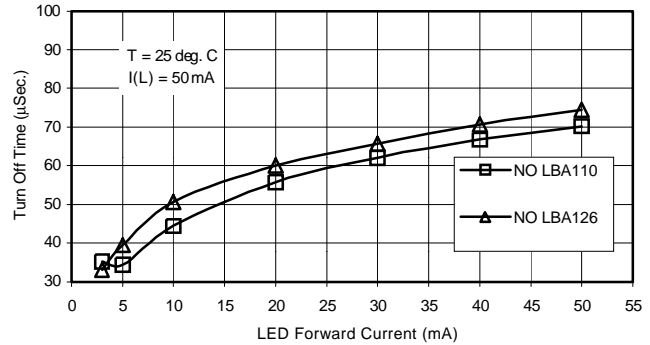
**E. On Time vs. Ambient Temperature**



**F. Turn Off Time vs. Ambient Temperature**



**G. Turn On Time vs. LED Forward Current**

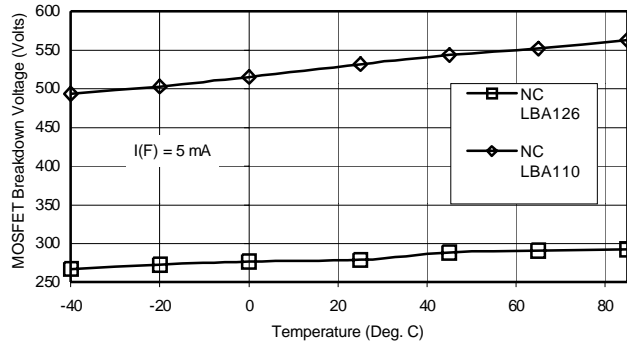


**H. Turn Off Time vs. LED Forward Current**

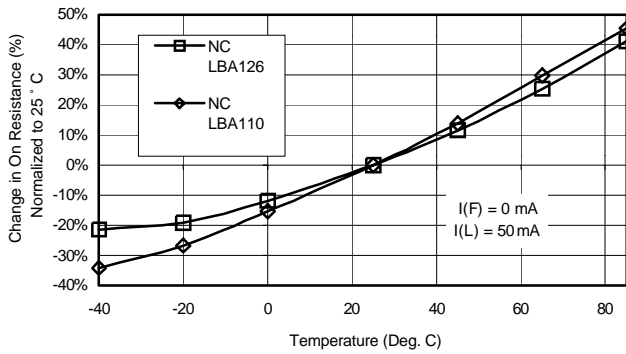
For recommended applications and more information contact:  
**USA: Sales Support (877) 502-5500 Tech Support (877) 702-7700 FAX (619) 710-8540**  
 Crydom Corp, 2320 Paseo de las Americas, Ste. 201, San Diego, CA 92154  
**Email: sales@crydom.com WEB SITE: http://www.crydom.com**

**UK: +44 (0)1202 365070 • FAX +44 (0)1202 365090** Crydom International Ltd., 7 Cobham Road, Ferndown Industrial Estate, Ferndown, Dorset BH21 7PE, **Email: intsales@crydom.com.**  
**GERMANY: +49 (0)180 3000 506**

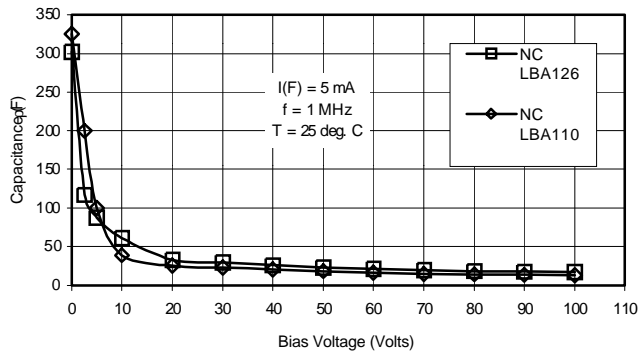
# Photomos / 1A/1B



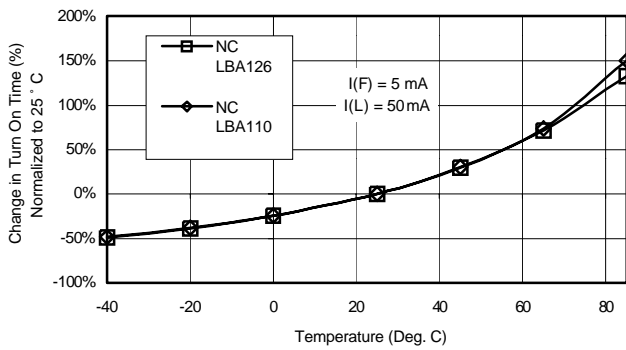
**I. Output MOSFET BV vs. Ambient Temperature**



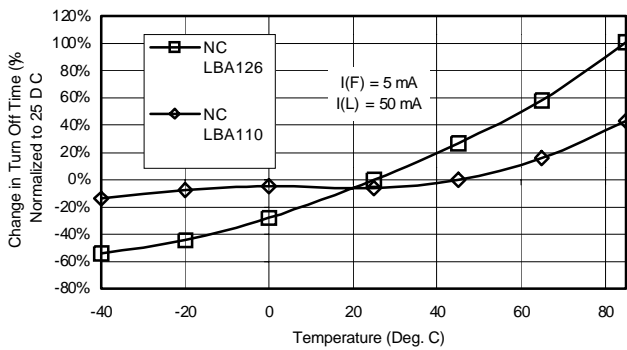
**J. On-Resistance vs. Ambient Temperature**



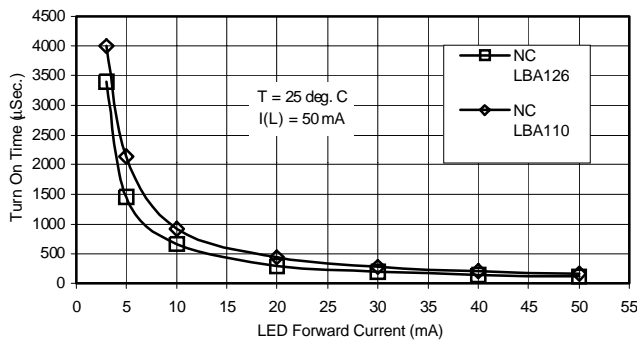
**K. Output Capacitance vs. Applied Voltage**



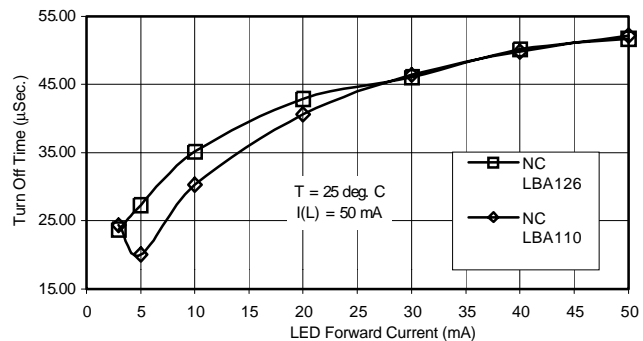
**L. On Time vs. Ambient Temperature**



**M. Turn Off Time vs. Ambient Temperature**



**N. Turn On Time vs. LED Forward Current**



**O. Turn Off Time vs. LED Forward Current**



Search Results

PhotoMOS

Part No.	Max Switch Voltage	Max Switch Current	-	-
<a href="#">LBA110</a>	400	150	-	-
<a href="#">LBA110S</a>	400	150	-	-
<a href="#">LBA110STR</a>	400	150	-	-

To Find a Part:

Choose a category to use the Product Selector:

- [Solid State Relays](#)
- [Power Modules](#)
- [PhotoMos](#)
- [IO Modules](#)
- [Accessories](#)

Select your search criteria, then input text string in the field below:

Search by Part Number

Search by Competitors Part #

To Search Entire Site:

Enter a keyword or descriptive string in the field below:

[Search Distributor Inventory](#)



Terms and Conditions  
© Copyright Crydom



Search Results

PhotoMOS

Part No.	Max Switch Voltage	Max Switch Current	-	-
<a href="#">LBA126</a>	250	200	-	-
<a href="#">LBA126S</a>	250	200	-	-
<a href="#">LBA126STR</a>	250	200	-	-

To Find a Part:

Choose a category to use the Product Selector:

- [Solid State Relays](#)
- [Power Modules](#)
- [PhotoMos](#)
- [IO Modules](#)
- [Accessories](#)

Select your search criteria, then input text string in the field below:

Search by Part Number

Search by Competitors Part #

To Search Entire Site:

Enter a keyword or descriptive string in the field below:

[Search Distributor Inventory](#)



Terms and Conditions  
© Copyright Crydom