

# G2 Series/ **FORM B**

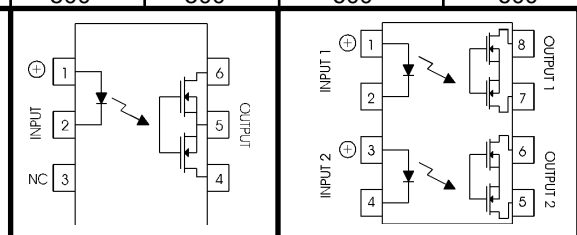
## Solid State Relays



Model Number					G2-1B01	G2-1B02	G2-DB01	G2-DB02
<b>Parameters</b>								
<b>Input Characteristics</b>	Sym.	Test Conditions	Units		1 Form B	1 Form B	Dual Form B	Dual Form B
LED Forward Current - Turn on	$I_{Fon}$	$I_L = 100mA, t = 10ms$	mADC	Max Typ	5.0 3.0	5.0 3.0	5.0 3.0	5.0 3.0
LED Forward Current - Turn off	$I_{Foff}$	$I_L = 0.2mA, V_L = (Note 1)$	mADC	Min Typ	0.1 1.8	0.1 1.8	0.1 1.8	0.1 1.8
Recommended Forward Current	$I_F$		mADC	Min Max	10 30	10 30	10 30	10 30
LED Forward Voltage	$V_F$	$I_F = 20mA$	VDC	Min Max	1.1 1.4	1.1 1.4	1.1 1.4	1.1 1.4
<b>Maximum Input Ratings</b>								
LED Forward Current	$I_F$		mADC	Max	50	50	50	50
LED Reverse Voltage Withstand	$V_R$	$I_R = 10mA$	VDC	Max	10	10	10	10
<b>Output Characteristics</b>								
Switching Voltage	$V_L$	$I_L = 50mA$	V PEAK	Max	350	250	350	250
Switching Current	$I_L$	(Note 2) (Note 3)	mA	Max	165	200	170	200
				Max	330	400	120	140
On Resistance (Note 2)	$R_{on}$	$I_F = 0mA, I_L = 50mA$	$\Omega$	Max	20	13	20	13
On Resistance (Note 4)	$R_{on}$	$I_F = 0mA, I_L = 50mA$	$\Omega$	Max	5.0	3.25	n/a	n/a
Off State Resistance	$R_{off}$	$I_F = 5mA, V_L = 100V$	G $\Omega$	Min	0.1	0.1	0.1	0.1
				Typ	1.4	1.4	1.4	1.4
Off State Leakage	$I_{off}$	$I_F = 5mA, V_L = 100V$	$\mu A$	Max Typ	0.07 1.0	0.07 1.0	0.07 1.0	0.07 1.0
				Max	1.0	1.0	1.0	1.0
Turn On Time	$T_{on}$	$I_F = 0mA, I_L = 50mA$	ms	Max	5.0	5.0	5.0	5.0
Turn Off Time	$T_{off}$	$I_F = 5mA, I_L = 50mA$	ms	Max	1.0	1.0	1.0	1.0
Capacitance - Across Output		$I_F = 0mA, V_L = 1V$ $I_F = 0mA, V_L = 50V$	pF	Typ	200	170	200	170
				Typ	20	25	20	25
Thermal Offset Voltage		$I_F = 5mA$	$\mu V$	Typ	0.2	0.2	0.2	0.2
<b>General Characteristics</b>								
Dielectric Strength - Input to Output		$t = 60sec$	VRMS	Min	3750	3750	3750	3750
Capacitance - Input to Output			pF	Typ	0.8	0.8	1.2	1.2
Power Dissipation	$P_{Diss}$		mW	Max	500	500	600	600

### Notes:

- 1:  $V_L$  for LED Forward Current - Turn off is 50 Volts less than "Switching Voltage : Max"
- 2: For G2-1B01 and G2-1B02: Output connected to pins 4 and 6.  
For G2-DB01 and G2-DB02: Each channel.
- 3: For G2-1B01 and G2-1B02: Output connected to pin 5(-) and pins 4 & 6(+).  
For G2-DB01 and G2-DB02: Both channels switching simultaneously
- 4: For G2-1B01 and G2-1B02: Output connected to pin 5(-) and pins 4 & 6(+).
- 5: Specifications subject to change without notice



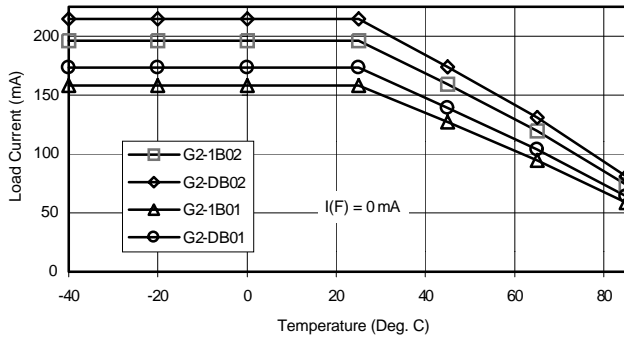
Schematic Top View:  
Mold mark on top of relay indicates Pin #1

\*  $I_F = 10mA$

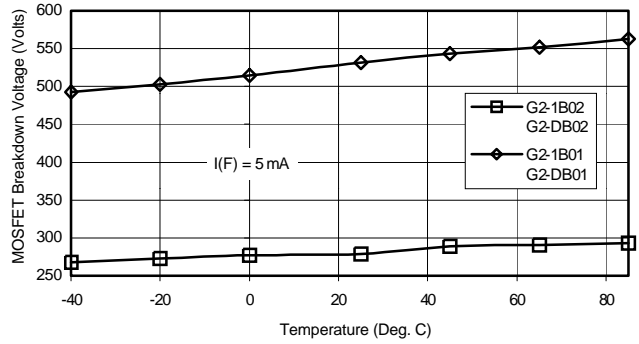
For recommended applications and more information contact:  
**USA: Sales Support (877) 502-5500 Tech Support (877) 702-7700 FAX (619) 710-8540**  
 Crydom Corp, 2320 Paseo de las Americas, Ste. 201, San Diego, CA 92154  
 Email: sales@crydom.com **WEB SITE:** http://www.crydom.com

**UK: +44 (0)1202 365070 • FAX +44 (0)1202 365090** Crydom International Ltd., 7 Cobham Road, Ferndown Industrial Estate, Ferndown, Dorset BH21 7PE, **Email:** intsales@crydom.com.  
**GERMANY: +49 (0)180 3000 506**

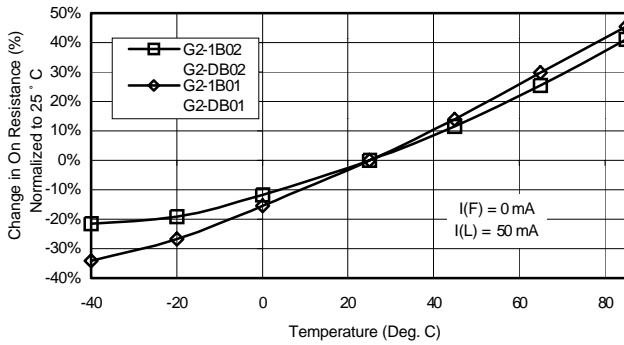
# G2 Series/ **FORM B**



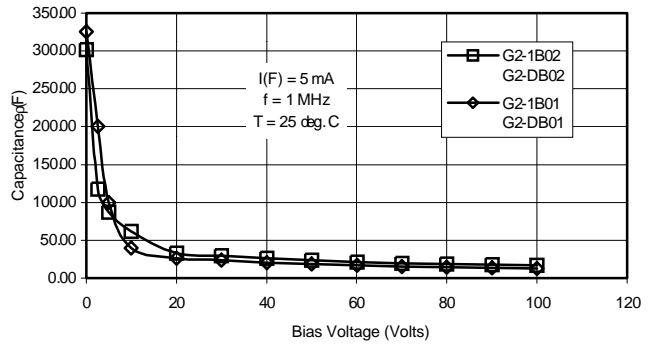
**A. Load Current vs. Ambient Temperature**



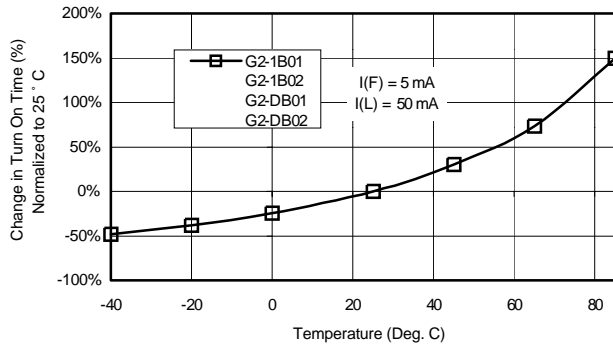
**B. Output MOSFET BV vs. Ambient Temperature**



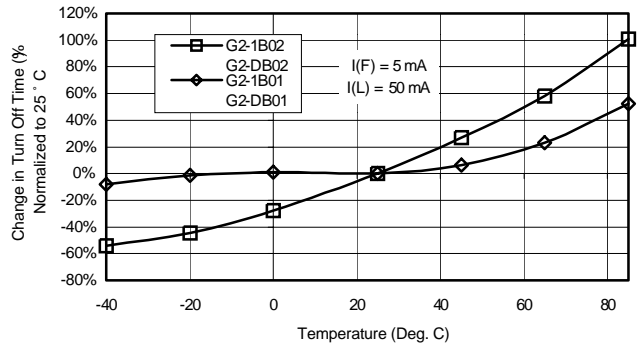
**C. On-Resistance vs. Ambient Temperature**



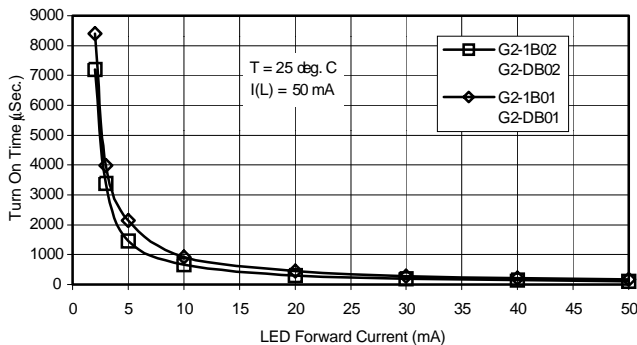
**D. Output Capacitance vs. Applied Voltage**



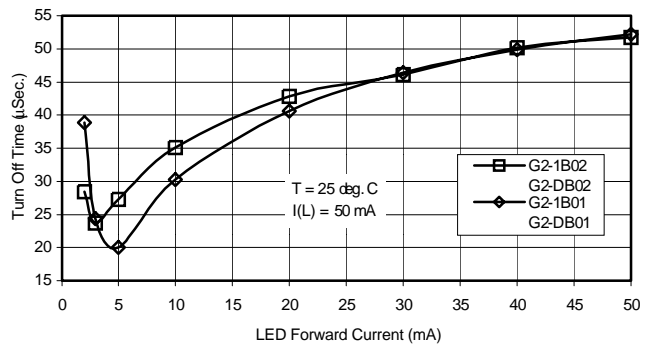
**E. On Time vs. Ambient Temperature**



**F. Turn Off Time vs. Ambient Temperature**



**G. Turn On Time vs. LED Forward Current**



**H. Turn Off Time vs. LED Forward Current**



Search Results

PhotoMOS				
Part No.	Max Switch Voltage	Max Switch Current	-	-
<a href="#">G2-1B01-SR</a>	350	330	-	-
<a href="#">G2-1B01-ST</a>	350	330	-	-
<a href="#">G2-1B01-TT</a>	350	330	-	-

To Find a Part:

Choose a category to use the Product Selector:

- [Solid State Relays](#)
- [Power Modules](#)
- [PhotoMos](#)
- [IO Modules](#)
- [Accessories](#)

Select your search criteria, then input text string in the field below:

Search by Part Number

Search by Competitors Part #

To Search Entire Site:

Enter a keyword or descriptive string in the field below:

[Search Distributor Inventory](#)



Terms and Conditions  
© Copyright Crydom



Search Results

PhotoMOS				
Part No.	Max Switch Voltage	Max Switch Current	-	-
<a href="#">G2-1B02-SR</a>	250	400	-	-
<a href="#">G2-1B02-ST</a>	250	400	-	-
<a href="#">G2-1B02-TT</a>	250	400	-	-

To Find a Part:

Choose a category to use the Product Selector:

- [Solid State Relays](#)
- [Power Modules](#)
- [PhotoMos](#)
- [IO Modules](#)
- [Accessories](#)

Select your search criteria, then input text string in the field below:

Search by Part Number

Search by Competitors Part #

To Search Entire Site:

Enter a keyword or descriptive string in the field below:

[Search Distributor Inventory](#)



Terms and Conditions  
© Copyright Crydom



Search Results

PhotoMOS

Part No.	Max Switch Voltage	Max Switch Current	-	-
<a href="#">G2-DB01-SR</a>	350	170	-	-
<a href="#">G2-DB01-ST</a>	350	170	-	-
<a href="#">G2-DB01-TT</a>	350	170	-	-

To Find a Part:

Choose a category to use the Product Selector:

- [Solid State Relays](#)
- [Power Modules](#)
- [PhotoMos](#)
- [IO Modules](#)
- [Accessories](#)

Select your search criteria, then input text string in the field below:

Search by Part Number

Search by Competitors Part #

To Search Entire Site:

Enter a keyword or descriptive string in the field below:

[Search Distributor Inventory](#)



Terms and Conditions  
© Copyright Crydom



Search Results

PhotoMOS

Part No.	Max Switch Voltage	Max Switch Current	-	-
<a href="#">G2-DB02-SR</a>	250	200	-	-
<a href="#">G2-DB02-ST</a>	250	200	-	-
<a href="#">G2-DB02-TT</a>	250	200	-	-

To Find a Part:

Choose a category to use the Product Selector:

- [Solid State Relays](#)
- [Power Modules](#)
- [PhotoMos](#)
- [IO Modules](#)
- [Accessories](#)

Select your search criteria, then input text string in the field below:

Search by Part Number

Search by Competitors Part #

To Search Entire Site:

Enter a keyword or descriptive string in the field below:

[Search Distributor Inventory](#)



Terms and Conditions  
© Copyright Crydom