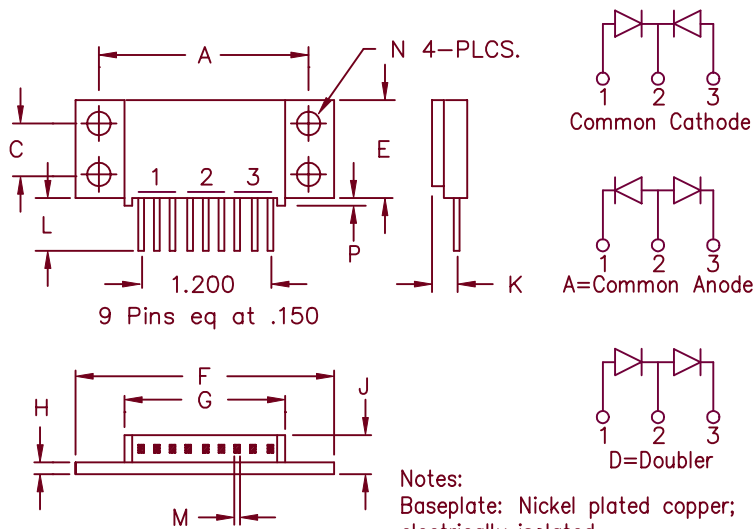


# Schottky PowerMod

## FST15035 — FST15045



Notes:  
 Baseplate: Nickel plated copper;  
 electrically isolated  
 Pins: Nickel plated copper

Dim.	Inches		Millimeter		Notes
	Minimum	Maximum	Minimum	Maximum	
A	1.995	2.005	50.67	50.93	
C	0.495	0.506	12.57	12.83	
E	0.990	1.010	25.15	25.65	
F	2.390	2.410	60.71	61.21	
G	1.490	1.510	37.85	38.35	
H	0.120	0.130	3.05	3.30	
J	---	0.400	---	10.16	
K	0.240	0.260	6.10	6.60	to Lead $\varnothing$
L	0.490	0.510	12.45	12.95	
M	0.040	.050	1.02	1.27	Square Dia
N	0.175	0.195	4.45	4.95	
P	0.032	0.052	0.81	1.32	

Microsemi Catalog Number	Industry Part Number	Working Peak Reverse Voltage	Repetitive Peak Reverse Voltage
FST15035*	150CMQ035	35V	35V
FST15040*	150CMQ040	40V	40V
FST15045*	150CMQ045	45V	45V

\*Add Suffix A for Common Anode, D for Doubler

- Schottky Barrier Rectifier
- Guard Ring for Reverse Protection
- Low forward voltage
- VRRM 35 to 45 Volts
- Electrically isolated base
- Reverse Energy Tested
- Center tap

### Electrical Characteristics

Average forward current per pkg	$I_F(AV)$ 150 Amps	$T_C = 72^\circ C$ , Square wave, $R_{\theta JC} = 0.5^\circ C/W$
Average forward current per leg	$I_F(AV)$ 75 Amps	$T_C = 72^\circ C$ , Square wave, $R_{\theta JC} = 1.0^\circ C/W$
Maximum surge current per leg	$I_{FSM}$ 1000 Amps	8.3 ms, half sine $T_J = 150^\circ C$
Max repetitive peak reverse current per leg	$I_{R(OV)}$ 2 Amps	$f = 1$ KHz, $25^\circ C$ , 1 $\mu$ sec Square wave
Max peak forward voltage per leg	VFM .60 Volts	$I_{FM} = 75A$ : $T_J = 125^\circ C^*$
Max peak forward voltage per leg	VFM .64 Volts	$I_{FM} = 75A$ : $T_J = 25^\circ C^*$
Max peak reverse current per leg	$I_{RM}$ 500 mA	$V_{RRM}$ , $T_J = 125^\circ C^*$
Max peak reverse current per leg	$I_{RM}$ 2 mA	$V_{RRM}$ , $T_J = 25^\circ C$
Typical junction capacitance per leg	$C_J$ 2700 pF	$V_R = 5.0V$ , $T_J = 25^\circ C$

\*Pulse test: Pulse width 300  $\mu$ sec, Duty cycle 2%

### Thermal and Mechanical Characteristics

Storage temp range	TSTG	-55°C to 175°C
Operating junction temp range	$T_J$	-55°C to 150°C
Max thermal resistance per leg	$R_{\theta JC}$	1.0°C/W Junction to case
Max thermal resistance per pkg.	$R_{\theta JC}$	0.5°C/W Junction to case
Typical thermal resistance (greased)	$R_{\theta CS}$	0.1°C/W Case to sink
Mounting torque		15-20 inch pounds
Weight		2.5 ounces (71 grams) typical

# FST15035 — FST15045

Figure 1  
Typical Forward Characteristics — Per Leg

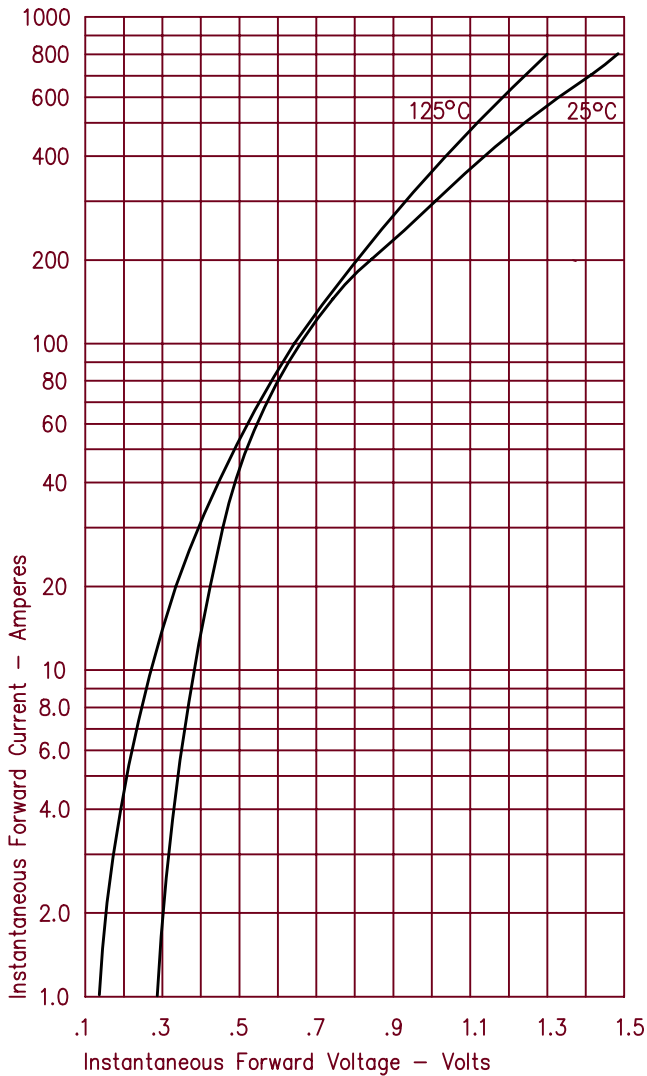


Figure 3  
Typical Junction Capacitance — Per Leg

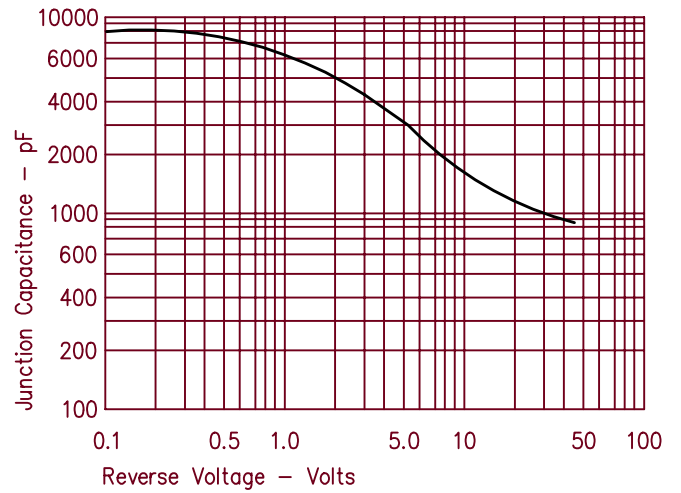


Figure 4  
Forward Current Derating — Per Leg

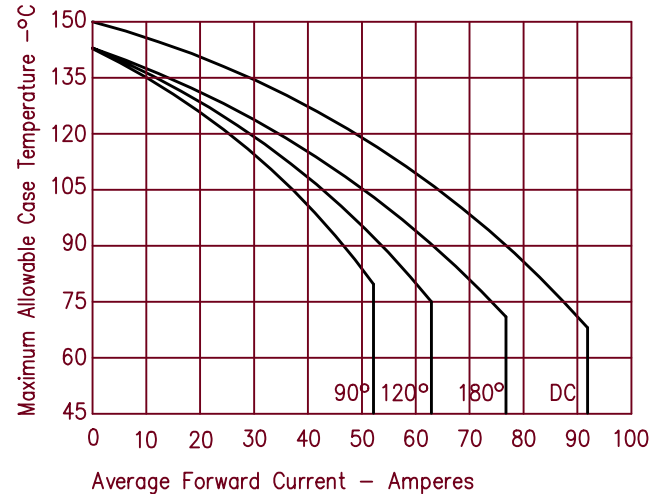


Figure 2  
Typical Reverse Characteristics — Per Leg

