

DIODE MODULE (F.R.D.)

FRS400DA100/120



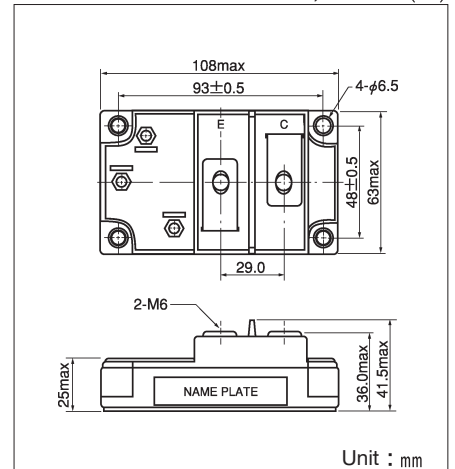
UL;E76102 (M)

FRS400DA is a high speed isolated diode module designed for high power switching application. FRS400DA is suitable for high frequency application requiring low loss and high speed control.

- High Speed $t_{rr} \leq 200\text{ns}$
- $I_F (AV)$ 400A
- Isolated Mounting base.
- High Surge Capability

(Applications)

Inverter Welding Power Supply
 Power Supply for Telecommunication
 Various Switching Power Supply.



Unit : mm

Maximum Ratings

(T_j=25°C)

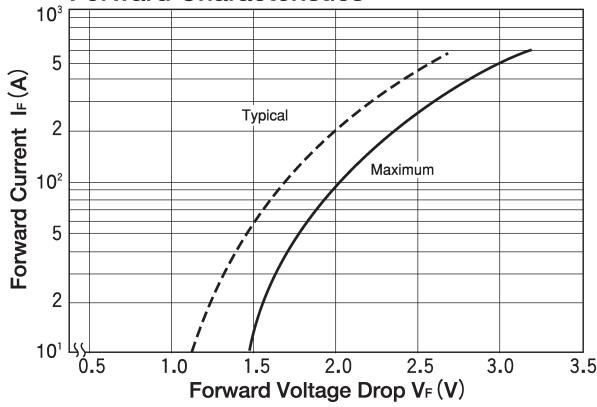
Symbol	Item	Ratings		Unit
		FRS400DA100	FRS400DA120	
V _{RRM}	Repetitive Peak Reverse Voltage	1000	1200	V
V _{R(DC)}	D.C. Reverse Voltage	800	960	V

Symbol	Item	Conditions	Ratings	Unit	
I _F	Forward Current	D.C. T _c : 38°C	400	A	
I _{FSM}	Surge Forward Current	1/2 cycle, 60Hz, peak value, non-repetitive	4000	A	
I ² t	I ² t	Value for one cycle of surge current	66640	A ² S	
T _j	Operating Junction Temperature		-40 ~ +150	°C	
T _{stg}	Storage Temperature		-40 ~ +125	°C	
V _{ISO}	Isolation Breakdown Voltage (R.M.S.)	A.C. 1 minute	2500	V	
	Mounting Torque	Mounting (M6)	Recommended Value 2.5~3.9 (25~40)	4.7 (48)	N·m (kgf·cm)
		Terminal (M6)	Recommended Value 2.5~3.9 (25~40)	4.7 (48)	
	Mass	Typical Value	460	g	

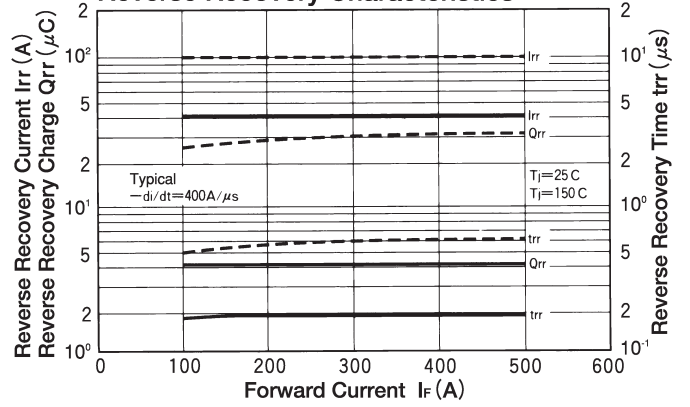
Electrical Characteristics

Symbol	Item	Conditions	Ratings			Unit
			Min.	Typ.	Max.	
I _{RRM}	Repetitive Peak Reverse Current	V _R =V _{RRM} , T _j =150°C			20	mA
V _{FM}	Forward Voltage Drop	I _F =400A, Inst, measurement		2.4	2.8	V
t _{rr}	Reverse Recovery Time	I _F =400A, -di/dt=400A/μs		180	200	ns
R _{th(j-c)}	Thermal Impedance	Junction to case			0.1	°C/W

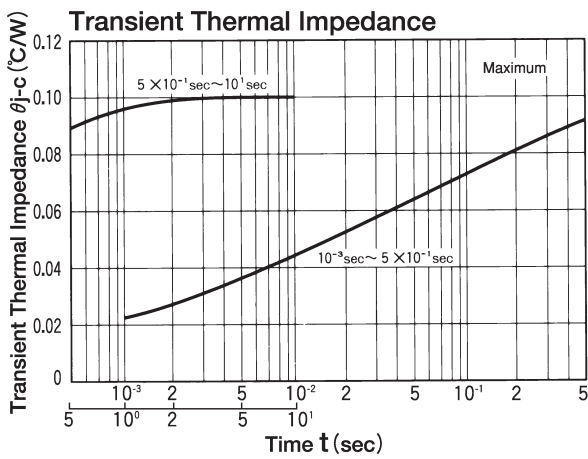
Forward Characteristics



Reverse Recovery Characteristics



Transient Thermal Impedance



Reverse Recovery Characteristics

