

# FRS22012 SLR3 series

miniature latching, 1.5A,3.5kV



Latching RF relay designs for manpack, portable HF radio systems, from 1-30MHz, where power resources are limited and board space is at a premium.

These relays have separate set and reset coils to simplify board design.

Capable of carrying up to 1.5A current at 30MHz and withstanding either 1.5, 3 or 3.5kV between contacts.

The FRS22012 is a fast latching relay with both RF and magnetic screening, that enables switching with coil pulse lengths down to 0.5ms.\*\*1

- **Bistable Latching relay**
- **1.5A Carry current (up to 30MHz)**
- **3.5kV DC Isolation**
- **0.5ms Coil pulse length version**

Contact Specification	unit	condition	FRS22012	SLR305SD01	SLR305SD02
Contact material			Rhodium	Rhodium	Rhodium
Switch action			Bistable	Bistable	Bistable
Carry Current max	A	RMS@30MHz	1.5	1.5	1.5
Switching Current	A	DC max	0.5	0.5	0.5
Switching Power	W	max	10	10	10
Switching Voltage	V	max	20	20	20
Isolation	kV	DC max	3.5	1.5	3.0
Capacitance	pF	coil/screen gnd	0.2	<1	<1
Contact connections		pin position	3 & 4	3 & 4	3 & 4
Lifetime operations		dry switching	10 <sup>9</sup>	10 <sup>9</sup>	10 <sup>9</sup>
Contact Resistance	mΩ	max (typical)	80 (30)	80 (30)	80 (30)
insulation Resistance	mΩ	max (typical)	10 <sup>10</sup> (10 <sup>13</sup> )	10 <sup>10</sup> (10 <sup>13</sup> )	10 <sup>10</sup> (10 <sup>13</sup> )
ESR at 1.5A, 30MHz	mΩ	typical	400	400	400

#### Coil at 20°C

Operating Voltage	V	Nominal	12	5	5
Resistance	Ω	Nominal	500	300	300
RF Screening			Partial	None	None
RF Screening Connection		pin position	7		
Coil Connections	Set	pin position	5 & 6 (+)	5 & 6 (+)	5 & 6 (+)
	Reset	pin position	1 & 2 (+)	1 & 2 (+)	1 & 2 (+)

#### Relay

Construction			Covered	Open Frame	Open Frame
Pulse Length	ms	Minimum	0.5	2	2
Operate Time	ms	diode fitted	0.5	2	2
Isolation Contact to all other terminals	kV	DC max	4	4	4
Isolation Contact to Screen	kV	DC max	250	250	250
Capacitance Contact to all other terminals	pF	contact open	2.5	2.5	2.5

#### Environmental

Storage Temperature	°C	range	-55 to +125		
Operating Temperature	°C	range	-40 to +85		
Weight	gm	typical	11	7	7

Cynergy3 Components Ltd.  
7 Cobham Road  
Ferndown Industrial Estate  
Wimborne, Dorset BH21 7PE  
Telephone +44 (0) 1202 897969

Email:sales@cynergy3.com

ISO9001 CERTIFIED

www.cynergy3.com

# FRS22012 SLR3 series

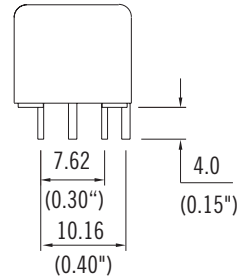
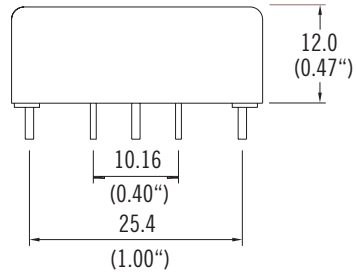
miniature latching, 1.5A,3.5kV

**Mechanical Dimensions**

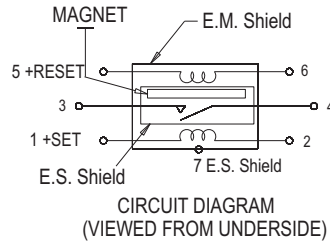
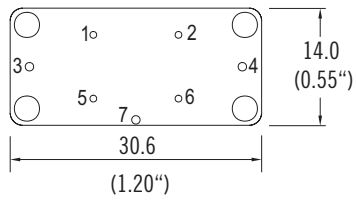
All dimensions are in millimeters (inches)



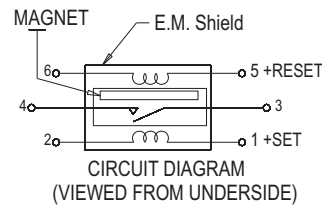
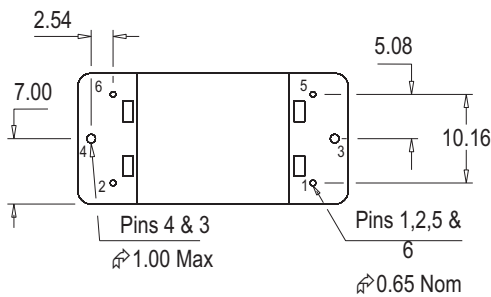
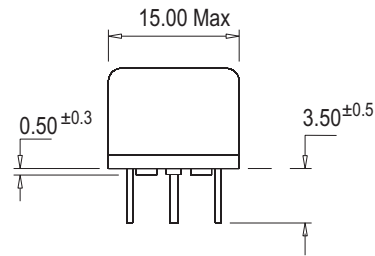
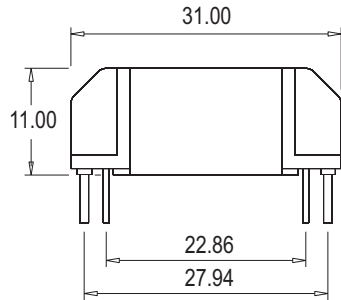
### FRS22012



	Pin Size
Pins 3 & 4	1.0 (0.039")dia.
Pins 1, 2, 5 & 6	0.7 (0.026")dia.
Pin 7	1.0 x 1.0 Square(0.039")



### SLR3 series



All dimensions in millimeters, with a tolerance of ±0.20mm unless

Cynergy3 Components Ltd.  
7 Cobham Road  
Ferndown Industrial Estate  
Wimborne, Dorset BH21 7PE  
Telephone +44 (0) 1202 897969

Email:sales@cynergy3.com

ISO9001 CERTIFIED

www.cynergy3.com