

Model name

EWS 15-5

Name of series Output power
Nominal output voltage

Features

- CE marking (Low Voltage Directive)
- 74 models, 15 ~ 1500W
- Wide input voltage range
 EWS15, 25, 50: 85 ~ 265VAC universal input
 EWS100, 150, 300, 600: 100/200VAC auto-selectable
 EWS1500: 100/200VAC user-selectable
- Wide output voltage range: ±20% (EWS300, 600, 1500)
- Output voltage programmable (EWS1500):
 0V to nominal output voltage by external control
- 3 year warranty

Specifications

| | |
|---|---|
| 1. Input voltage range | EWS15, 25, 50: 85 ~ 265VAC (47 ~ 440Hz), DC110 ~ 330V universal input EWS100, 150, 300, 600: 85 ~ 132VAC/170 ~ 265VAC (47 ~ 63Hz) auto-selectable EWS1500: 85 ~ 132VAC/170 ~ 265VAC (47 ~ 63Hz) user-selectable |
| 2. Output voltage range | EWS15, 25, 50, 100, 150: ±10% EWS300, 600, 1500: ±20% (2V: -10 ~ +20%) EWS1500: ±20% or 0V to nominal output voltage × 120% by external control |
| 3. Cooling | EWS15, 25, 50, 100, 150: Convection cooling, EWS300, 600, 1500: Forced air cooling by internal fan |
| 4. Operating ambient temperature (Standard mounting) | -10 ~ +60°C (Output derating) EWS15, 25, 50/-10°C: 70%, 0 ~ +50°C: 100%, +60°C: 50% EWS100, 150/-10°C: 72%, 0 ~ +40°C: 120%, +50°C: 100%, +60°C: 48% EWS300, 600, 1500/-10°C: 70%, 0 ~ +50°C: 100%, +60°C: 70% |
| 5. Withstand voltage | Input-output: 3.75kVAC, Input-FG: 2.5kVAC, Output-FG: 500VAC for 1 min. |
| 6. Safety standard | Approved by UL1950 , CSA950 (EWS300: approved by CSA234) and EN60950 |
| 7. EMI | Conforms to VCCI-class A and FCC class A |
| 8. Functions | Over voltage protection, Over current protection, Remote sensing (EWS100 ~ 1500), Remote on/off control (EWS300 ~ 1500), Output current balancing (EWS300 ~ 1500) |

Product lineup

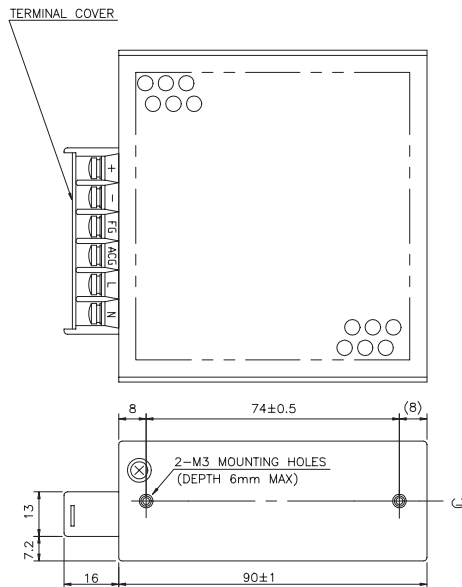
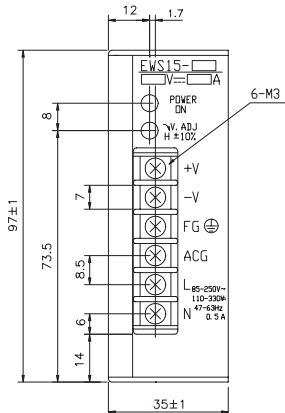
| Model name | | Nominal output voltage | Max. output current | Max. output power | UL | CSA | EN |
|------------|-----------|------------------------|---------------------|-------------------|----|-----|----|
| EWS15 | EWS15-5 | 5V | 3.0A | 15W | ○ | ○ | ○ |
| | EWS15-6 | 6V | 2.5A | 15W | ○ | ○ | ○ |
| | EWS15-9 | 9V | 1.7A | 15.3W | ○ | ○ | ○ |
| | EWS15-12 | 12V | 1.4A | 16.8W | ○ | ○ | ○ |
| | EWS15-15 | 15V | 1.1A | 16.5W | ○ | ○ | ○ |
| | EWS15-18 | 18V | 0.9A | 16.2W | ○ | ○ | ○ |
| | EWS15-24 | 24V | 0.7A | 16.8W | ○ | ○ | ○ |
| | EWS15-28 | 28V | 0.6A | 16.8W | ○ | ○ | ○ |
| EWS25 | EWS25-5 | 5V | 5.0A | 25.0W | ○ | ○ | ○ |
| | EWS25-6 | 6V | 4.2A | 25.2W | ○ | ○ | ○ |
| | EWS25-9 | 9V | 2.8A | 25.2W | ○ | ○ | ○ |
| | EWS25-12 | 12V | 2.2A | 26.4W | ○ | ○ | ○ |
| | EWS25-15 | 15V | 1.8A | 27W | ○ | ○ | ○ |
| | EWS25-18 | 18V | 1.5A | 27W | ○ | ○ | ○ |
| | EWS25-24 | 24V | 1.2A | 28.8W | ○ | ○ | ○ |
| | EWS25-28 | 28V | 1.0A | 28W | ○ | ○ | ○ |
| EWS50 | EWS50-5 | 5V | 10.0A | 50.0W | ○ | ○ | ○ |
| | EWS50-6 | 6V | 8.4A | 50.4W | ○ | ○ | ○ |
| | EWS50-9 | 9V | 5.6A | 50.4W | ○ | ○ | ○ |
| | EWS50-12 | 12V | 4.4A | 52.8W | ○ | ○ | ○ |
| | EWS50-15 | 15V | 3.6A | 54.0W | ○ | ○ | ○ |
| | EWS50-18 | 18V | 3.2A | 57.6W | ○ | ○ | ○ |
| | EWS50-24 | 24V | 2.4A | 57.6W | ○ | ○ | ○ |
| | EWS50-28 | 28V | 2.0A | 56.0W | ○ | ○ | ○ |
| EWS100 | EWS100-5 | 5V | 20A | 100W | ○ | ○ | ○ |
| | EWS100-6 | 6V | 16.7A | 100.2W | ○ | ○ | ○ |
| | EWS100-9 | 9V | 11.2A | 100.8W | ○ | ○ | ○ |
| | EWS100-12 | 12V | 8.4A | 100.8W | ○ | ○ | ○ |
| | EWS100-15 | 15V | 6.7A | 100.5W | ○ | ○ | ○ |
| | EWS100-18 | 18V | 5.6A | 100.8W | ○ | ○ | ○ |
| | EWS100-24 | 24V | 4.2A | 100.8W | ○ | ○ | ○ |
| | EWS100-28 | 28V | 3.6A | 100.8W | ○ | ○ | ○ |

| Model name | | Nominal output voltage | Max. output current | Max. output power | UL | CSA | EN |
|------------|-------------|------------------------|---------------------|-------------------|----|-----|----|
| EWS150 | EWS150-5 | 5V | 30A | 150W | ○ | ○ | ○ |
| | EWS150-6 | 6V | 25A | 150W | ○ | ○ | ○ |
| | EWS150-9 | 9V | 16.7A | 150.3W | ○ | ○ | ○ |
| | EWS150-12 | 12V | 12.5A | 150W | ○ | ○ | ○ |
| | EWS150-15 | 15V | 10A | 150W | ○ | ○ | ○ |
| | EWS150-18 | 18V | 8.4A | 151.2W | ○ | ○ | ○ |
| | EWS150-24 | 24V | 6.3A | 151.2W | ○ | ○ | ○ |
| | EWS150-28 | 28V | 5.4A | 151.2W | ○ | ○ | ○ |
| EWS300 | EWS300-2 | 2V | 60A | 120W | ○ | △ | △ |
| | EWS300-5 | 5V | 60A | 300W | ○ | ○ | ○ |
| | EWS300-6 | 6V | 50A | 300W | ○ | △ | △ |
| | EWS300-9 | 9V | 34A | 306W | ○ | △ | △ |
| | EWS300-12 | 12V | 27A | 324W | ○ | ○ | ○ |
| | EWS300-15 | 15V | 22A | 330W | ○ | ○ | ○ |
| | EWS300-18 | 18V | 18A | 324W | ○ | ○ | ○ |
| | EWS300-24 | 24V | 14A | 336W | ○ | ○ | ○ |
| EWS600 | EWS600-2 | 2V | 120A | 240W | ○ | ○ | △ |
| | EWS600-5 | 5V | 120A | 600W | ○ | ○ | ○ |
| | EWS600-6 | 6V | 100A | 600W | ○ | ○ | △ |
| | EWS600-9 | 9V | 68A | 612W | ○ | ○ | △ |
| | EWS600-12 | 12V | 53A | 636W | ○ | ○ | ○ |
| | EWS600-15 | 15V | 43A | 645W | ○ | ○ | ○ |
| | EWS600-18 | 18V | 35A | 630W | ○ | ○ | △ |
| | EWS600-24 | 24V | 27A | 648W | ○ | ○ | ○ |
| EWS1500 | EWS1500-2 | 2V | 300A | 600W | ○ | ○ | ○ |
| | EWS1500-3.3 | 3.3V | 300A | 990W | ○ | ○ | ○ |
| | EWS1500-5 | 5V | 300A | 1500W | ○ | ○ | ○ |
| | EWS1500-10 | 10V | 150A | 1500W | ○ | ○ | ○ |
| | EWS1500-12 | 12V | 125A | 1500W | ○ | ○ | ○ |
| | EWS1500-15 | 15V | 100A | 1500W | ○ | ○ | ○ |
| | EWS1500-24 | 24V | 63A | 1512W | ○ | ○ | ○ |
| | EWS1500-48 | 48V | 32A | 1536W | ○ | ○ | ○ |

● Request customer specification for further details of specifications, outline, characteristics, etc.
 ● Read the instruction manual before usage.
 ● Contact us about delivery before ordering.

○ : Safety standard approved
 △ : Conforms to safety standard

EWS15



● Recommended Noise Filter

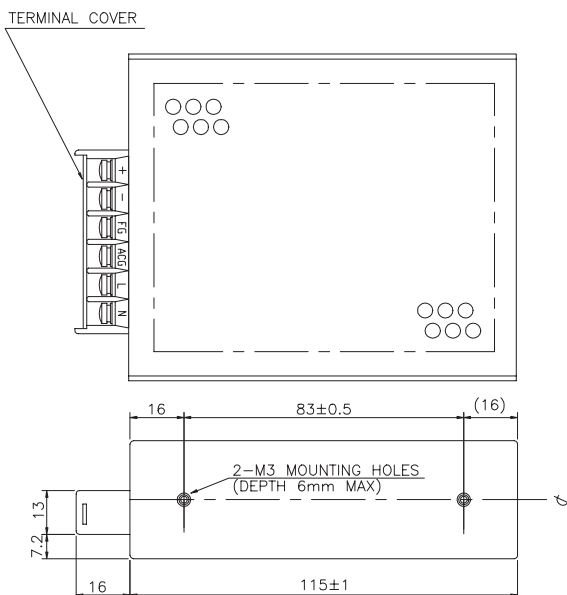
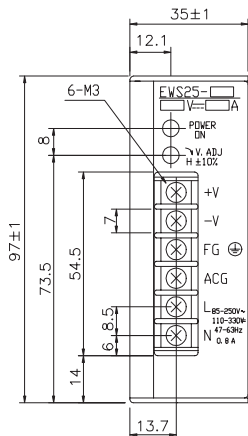
MAW-1201-22



● Recommended Power Supply Fixture P198

(Unit: mm)

EWS25



● Recommended Noise Filter

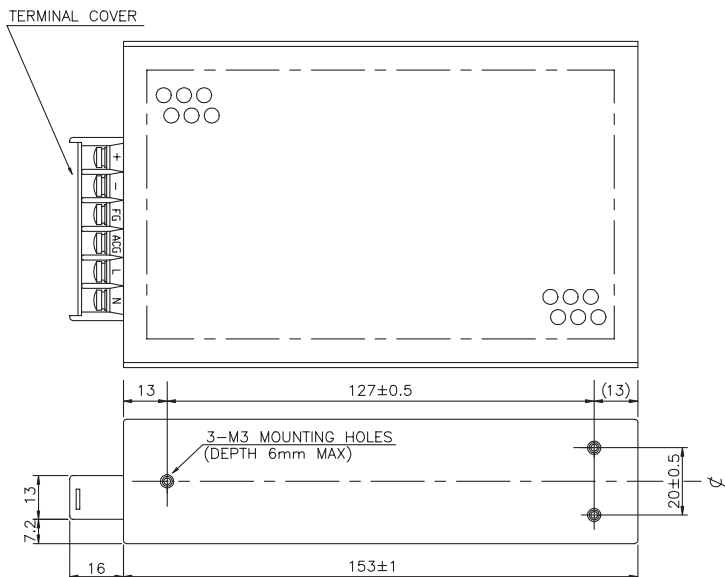
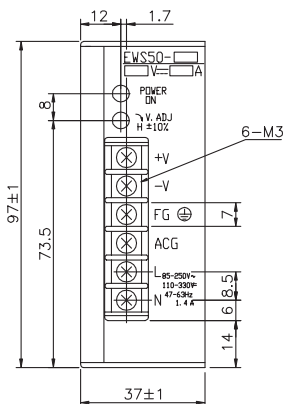
MAW-1201-22



● Recommended Power Supply Fixture P198

(Unit: mm)

EWS50



● Recommended Noise Filter

MAW-1202-22



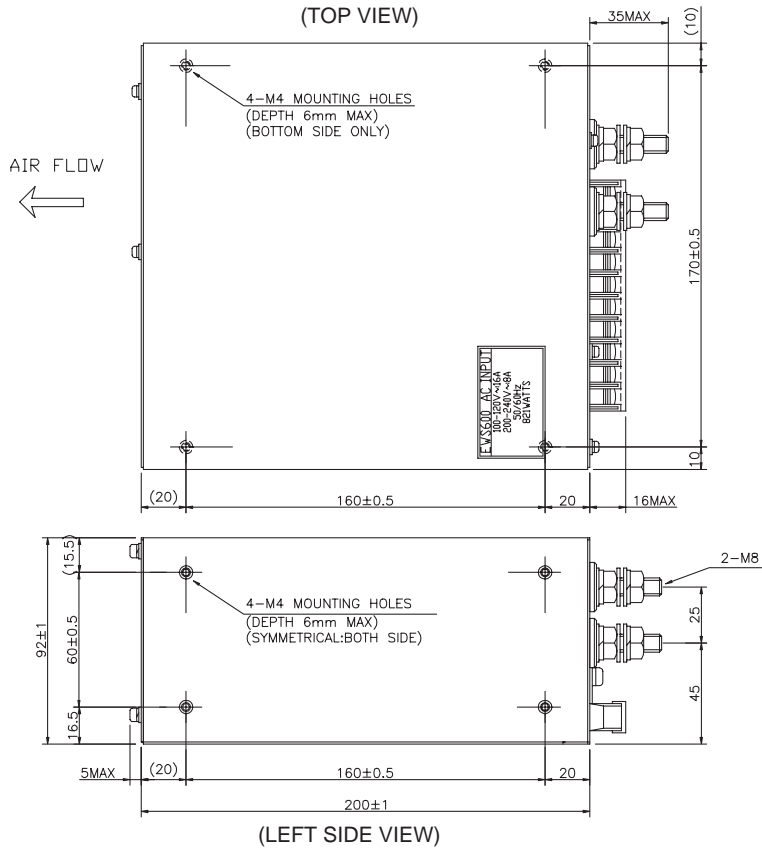
● Recommended Power Supply Fixture P198

(Unit: mm)

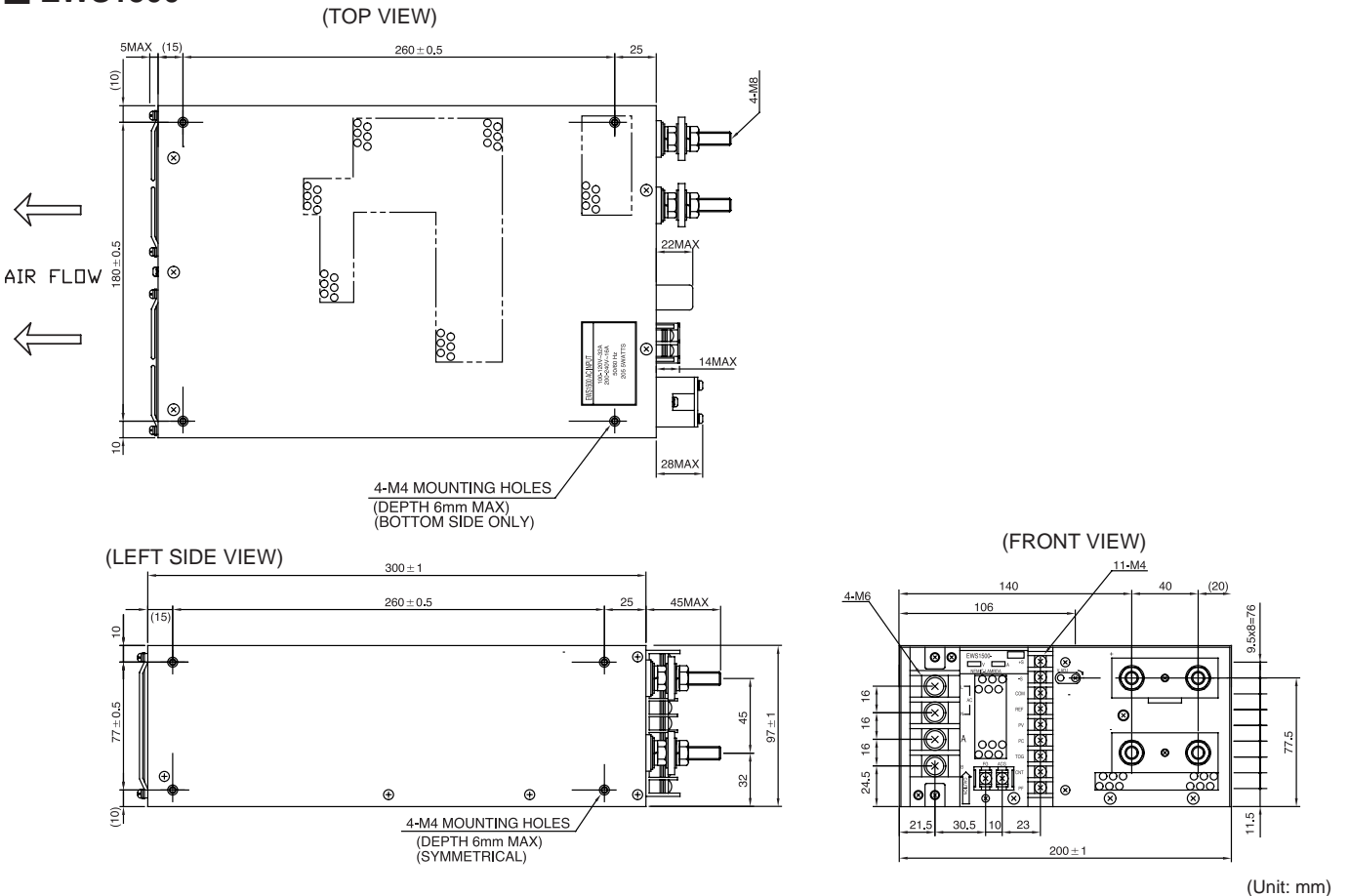
EWS-SERIES

Unit Type Power Supply

EWS600



EWS1500



Mouser Electronics

Authorized Distributor

Click to View Pricing, Inventory, Delivery & Lifecycle Information:

TDK:

[EWS10018](#) [EWS150-15](#) [EWS150-5](#) [EWS150-6](#) [EWS15-6](#) [EWS25-15](#) [EWS25-28](#) [EWS600-15](#) [EWS600-2](#)
[EWS15-28](#)

TDK-Lambda:

[EWS10012](#) [EWS10015](#) [EWS10028](#) [EWS10048](#) [EWS1005](#) [EWS1006](#) [EWS1009](#) [EWS1500-24](#) [EWS150-12](#)
[EWS150-24](#) [EWS150-28](#) [EWS150-48](#) [EWS15-12](#) [EWS15-15](#) [EWS15-24](#) [EWS15-48](#) [EWS15-5](#) [EWS25-12](#)
[EWS25-24](#) [EWS25-48](#) [EWS25-5](#) [EWS25-6](#) [EWS300-12](#) [EWS300-15](#) [EWS300-24](#) [EWS300-28](#) [EWS300-48](#)
[EWS300-5](#) [EWS300-6](#) [EWS50-15](#) [EWS50-24](#) [EWS50-28](#) [EWS50-48](#) [EWS50-5](#) [EWS50-6](#) [EWS600-12](#) [EWS600-](#)
[24](#) [EWS600-28](#) [EWS600-48](#) [EWS600-5](#) [EWS600-6](#) [EWS50-12](#) [EWS10024](#)