

DRA1 SPF Series



- 10mm Single Channel DIN Rail Mount SSR Assembly
- AC Ratings up to 380 VAC and 10 Amps
- 3-15 VDC, 15-32VDC, 18-36 VAC and 90-140 VAC Control
- Cage style screw terminals for easy connection
- Fits standard 35mm DIN rail
- Includes LED Status indicator (DC control only)

PRODUCT SELECTION

| Control Voltage | 10 A (Zero Voltage Turn-on) | 10 A (Instantaneous Turn-on) |
|-----------------|-----------------------------|------------------------------|
| 3-15 VDC | DRA1-SPF240D25 | DRA1-SPF240D25R |
| 4-15 VDC | DRA1-SPF380D25 | DRA1-SPF380D25R |
| 15-32 VDC | DRA1-SPFE240D25 | DRA1-SPFE240D25R |
| 18-36 VAC | DRA1-SPFE240A25 | |
| 90-140 VAC | DRA1-SPF240A25 | |

OUTPUT SPECIFICATIONS ⁽¹⁾

| Description | SPF(E)240x25 | SPF380x25 |
|--|--------------|-----------|
| Operating Voltage [VAC] | 12-280 | 48-380** |
| Transient Overvoltage [Vpk] | 600 | 1200 |
| Maximum Load Current [Arms] ⁽²⁾⁽³⁾ | 10 | 10 |
| Minimum Load Current [Arms] | 0.06 | 0.06 |
| Maximum Off-State Leakage Current @ Rated Voltage [mArms] | 0.1 | 0.1 |
| Minimum Off-State dv/dt @ maximum rated voltage [V/μsec] ⁽⁴⁾ | 500 | 500 |
| Maximum 1 Cycle Surge Current (50/60 Hz) [A _{pk}] | 239/250 | 239/250 |
| Maximum I ² t for Fusing (50/60 hz, 1/2 cycle) [A ² sec] | 285/260 | 285/260 |
| Maximum On-State Voltage Drop @ Rated Current [Vpk] | 1.6 | 1.6 |

INPUT SPECIFICATIONS ⁽¹⁾

| Description | SPF240D25 | SPF380D/480D | SPFE240D25 | SPF240A25 | SPFE240A25 |
|--|-----------|--------------|------------|-------------|------------|
| Control Voltage Range | 3-15 VDC | 4-15 VDC | 15-32 VDC | 90-140 Vrms | 18-36 VAC |
| Minimum Turn-On Voltage | 3.0 VDC | 4.0 VDC | 15 VDC | 90 Vrms | 18 Vrms |
| Must Turn-Off Voltage | 1.0 VDC | 1.0 VDC | 1.0 VDC | 10 Vrms | 2 Vrms |
| Typical Input Current | 15 mA | 15 mA | 15 mA | 10 mArms | 10 mArms |
| Nominal Input Impedance | 300 Ohm | 240 Ohm | 1500 Ohm | 14.1 k Ohm | 2.1 k Ohm |
| Maximum Turn-On Time [msec] ⁽⁵⁾ | 1/2 Cycle | 1/2 Cycle | 1/2 Cycle | 10 | 10 |
| Maximum Turn-Off Time [μsec] | 1/2 Cycle | 1/2 Cycle | 1/2 Cycle | 40 | 40 |

GENERAL SPECIFICATIONS ⁽¹⁾

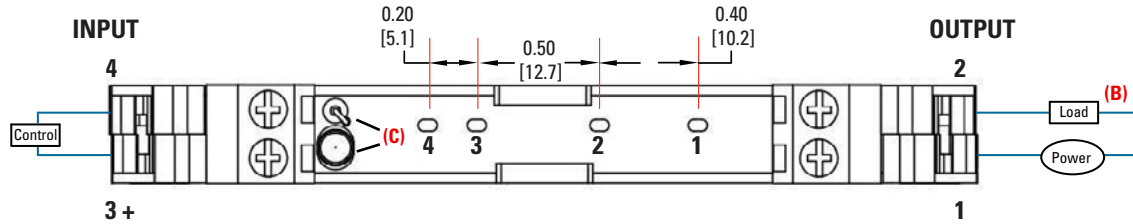
| Description | Parameters |
|---|----------------------------|
| Dielectric Strength, Input/Output (50/60Hz) | 4000 Vrms |
| Minimum Insulation Resistance (@ 500 VDC) | 10 ⁹ Ohms |
| Maximum Capacitance, Input/Output | 8 pF |
| Ambient Operating Temperature Range | -30 to 80 °C |
| Ambient Storage Temperature Range | -30 to 125 °C |
| Weight (typical) | 0.32 lb oz (145.5 g) |
| Encapsulation | Thermally conductive Epoxy |

GENERAL NOTES

- ⁽¹⁾ All parameters at 25°C unless otherwise specified.
⁽²⁾ See derating chart on page 3.
⁽³⁾ Steady state load current exceeding 10 Amps will damage socket.
⁽⁴⁾ Off-state dv/dt test method per EIA/NARM standard RS-443, paragraph 13.11.1
⁽⁵⁾ Turn-On Time for DC control instantaneous turn-on versions is 0.1 msec.

**** NOTE: Voltages in excess of 380V will damage output terminals.**

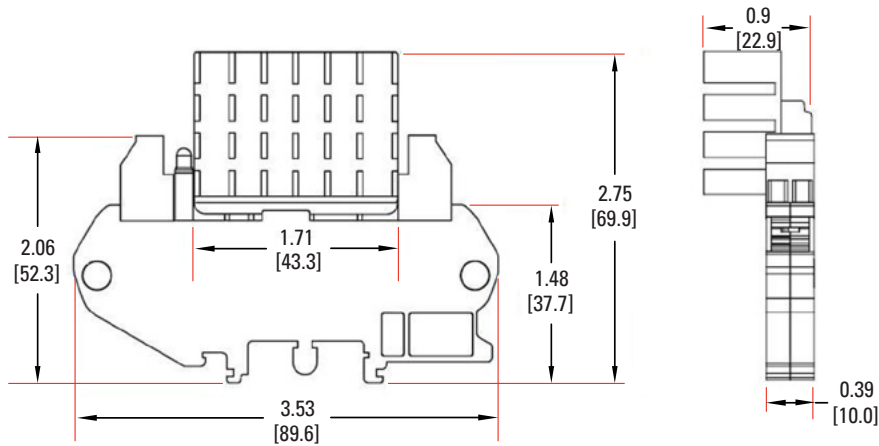
WIRING DIAGRAM (A)



- (A) Wiring diagram is identical for each individual section whether it is a single or four channel assembly.
- (B) Load can be placed on either side of "Power".
- (C) LED and Resistor not installed for AC input.

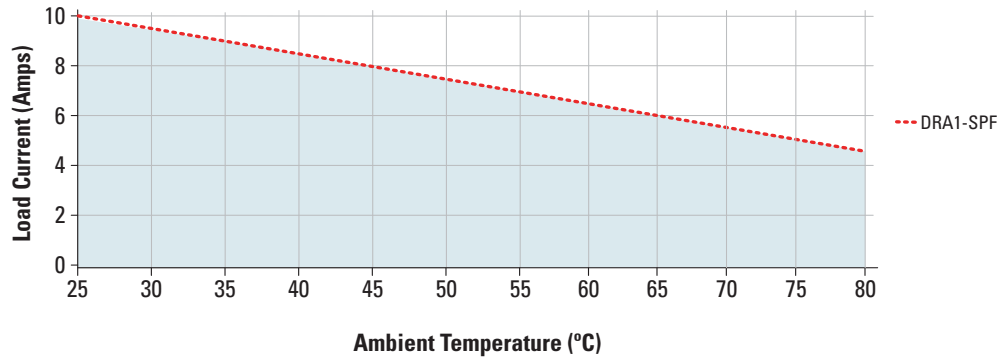
MECHANICAL SPECIFICATIONS

Tolerances: ±0.02 in / 0.5 mm
 All dimensions are in: inches [millimeters]



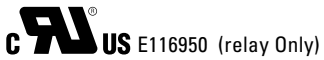
THERMAL DERATE INFORMATION

DRA1-SPF Derating Curve



AGENCY APPROVALS

Designed in accordance with the requirements of IEC 62314



Rev. 100515

⚠ DANGER / PELIGRO / DANGER /GEFAHR / PERICOLO / 危險

| | | | | | |
|--|--|---|--|--|---|
| <p>HAZARD OF ELECTRIC SHOCK, EXPLOSION, OR ARC FLASH.</p> <ul style="list-style-type: none"> • Disconnect all power before installing or working with this equipment. • Verify all connections and replace all covers before turning on power. <p>Failure to follow these instructions will result in death or serious injury.</p> | <p>RIESGO DE DESCARGA ELECTRICA O EXPLOSION.</p> <ul style="list-style-type: none"> • Desconectar todos los suministros de energia a este equipo antes de trabajar con este equipo. • Verificar todas las conexiones y colocar todas las tapas antes de energizar el equipo. <p>EI incumplimiento de estas instrucciones puede provocar la muerte o lesiones serias.</p> | <p>RISQUE DE DESCARGE ELECTRIQUE OU EXPLOSION</p> <ul style="list-style-type: none"> • Eteindre toutes les sources d'énergie de cet appareil avant de travailler dessus de cet appareil • Vérifier tous connections, et remettre tous couverts en place avant de mettre sous <p>De non-suivi de ces instructions provoquera la mort ou des lésions sérieuses.</p> | <p>GEFAHR EINES ELEKTRISCHE N SCHLAGES ODER EINER EXPLOSION.</p> <ul style="list-style-type: none"> • Stellen Sie jeglichen Strom ab, der dieses Gerät versorgt, bevor Sie an dem Gerät Arbeiten durchführen • Vor dem Drehen auf Energie alle Anschlüsse überprüfen und alle Abdeckungen ersetzen. <p>Unterlassung dieser Anweisungen können zum Tode oder zu schweren Verletzungen führen.</p> | <p>RISCHIO DI SCOSSA ELETTRICA O DELL'ESPLOSIONE.</p> <ul style="list-style-type: none"> • Spenga tutta l'alimentazione che fornisce questa apparecchiatura prima di lavorare a questa apparecchiatura • Verificare tutti i collegamenti e sostituire tutte le coperture prima dell'accensione <p>L'omissione di queste istruzioni provocherà la morte o lesioni serie</p> | <p>存在电击、爆炸或电弧闪烁危险</p> <ul style="list-style-type: none"> • 在操作此设备之前请先关闭电源。 <p>若不遵守这些说明,可能会导致严重的人身伤害甚至死亡。</p> |
|--|--|---|--|--|---|

⚠ WARNING / AVERTISSEMENT / WARNUNG /ADVERTENCIA / AVVERTENZA / 警告

| | | |
|--|--|--|
| <p>RISK OF MATERIAL DAMAGE AND HOT ENCLOSURE</p> <ul style="list-style-type: none"> • The product's side panels may be hot, allow the product to cool before touching. • Follow proper mounting instructions including torque values. • Do not allow liquids or foreign objects to enter this product. <p>Failure to follow these instructions can result in serious injury, or equipment damage.</p> | <p>RISQUE DE DOMMAGE MATERIEL ET DE SURCHAUFFE DU BOITIER</p> <ul style="list-style-type: none"> • Les panneaux latéraux du produit peuvent être chauds. Laisser le produit refroidir avant de le toucher. • Respecter les consignes de montage, et notamment les couples de serrage. • Ne pas laisser pénétrer de liquide ni de corps étrangers à l'intérieur du produit. <p>Le non-respect de cette directive peut entraîner, des lésions corporelles graves ou des dommages matériels.</p> | <p>GEFAHR VON MATERIALSCHÄDEN UND GEHÄUSEERHITZUNG</p> <ul style="list-style-type: none"> • Die Seitenwände können heiß sein. Lassen Sie das Produkt abkühlen, bevor Sie es berühren. • Beachten Sie die Montageanweisungen, • Führen Sie keine Flüssigkeiten oder Fremdkörper in das Produkt ein. <p>Die Nichtbeachtung dieser Anweisung kann Körpverletzung oder Materialschäden zur Folge haben.</p> |
| <p>RIESGO DE DAÑOS MATERIALES Y DE SOBRECALENTAMIENTO DE LA UNIDAD</p> <ul style="list-style-type: none"> • Los paneles laterales del producto pueden estar calientes. Esperar que el producto se enfríe antes de tocarlo. • Respetar las instrucciones de montaje, y en particular los pares de apretado. • No dejar que penetren líquidos o cuerpos extraños en el producto. <p>Si no se respetan estas precauciones pueden producirse graves lesiones, daños materiales.</p> | <p>RISCHIO DI DANNI MATERIALI E D'INVOLUCRO CALDO</p> <ul style="list-style-type: none"> • I pannelli laterali dell'apparecchio possono scottare; lasciar quindi raffreddare il prodotto prima di toccarlo. • Seguire le istruzioni di montaggio corrette. • Non far entrare liquidi o oggetti estranei in questo apparecchio. <p>La mancata osservanza di questa precauzione può causare gravi rischi per l'incolumità personale o danni alle apparecchiature.</p> | <p>材料损坏和高温外壳的危险性</p> <ul style="list-style-type: none"> • 产品的一侧面板可能很热, 在其冷却前请不要触碰。 • 遵照正确的安装说明, 包括扭矩值。 • 请勿让液体及其他异物进入本产品。 <p>如不能正确执行这些操作说明, 极有可能造成严重人体伤害或者设备的损坏。</p> |

ANNEX - ENVIROMENTAL INFORMATION

The environmental information disclosed in this annex including the EIP Pollution logo are in compliance with People’s Republic of China Electronic Industry Standard SJ/T11364 – 2006, Marking for Control of Pollution Caused by Electronic Information Products.

| Part Name | Toxic or hazardous Substance and Elements | | | | | |
|-------------------|---|--------------|--------------|-------------------------------|--------------------------------|---------------------------------------|
| | Lead (Pb) | Mercury (Hg) | Cadmium (Cd) | Hexavalent Chromium (Cr (VI)) | Polybrominated biphenyls (PBB) | Polybrominated diphenyl ethers (PBDE) |
| Semiconductor die | X | ○ | ○ | ○ | ○ | ○ |
| Solder | X | ○ | ○ | ○ | ○ | ○ |

附件 - 环保信息

此附件所标示的包括电子信息产品污染图标的环保信息符合中华人民共和国电子行业标准 SJ/T11364 - 2006, 电子信息产品污染控制标识要求。

| 部件名称 | 有毒有害物质或元素 | | | | | |
|-------|-----------|--------|--------|---------------|------------|--------------|
| | 铅 (Pb) | 汞 (Hg) | 镉 (Cd) | 六价铬 (Cr (VI)) | 多溴联苯 (PBB) | 多溴二苯醚 (PBDE) |
| 半导体芯片 | X | ○ | ○ | ○ | ○ | ○ |
| 焊接点 | X | ○ | ○ | ○ | ○ | ○ |

